

**Summary Billing Statement  
DECEMBER 2017**

Summary Account Number 13 011 504 01

Invoice number: 503100036100

13 011 504 01

TWP OF MONTCLAIR  
MONTCLAIR TWP OF  
205 CLAREMONT AVE  
MONTCLAIR NJ 07042-3401

**1 855-BIZ-PSEG (249-7734)**  
**Emergencies 24 hours/7days**  
Business customer service  
7 AM - 8 PM Mon - Fri  
7 AM - 5 PM Sat

Visit our website  
www.pseg.com

Inquiries by mail  
PSE&G  
PO Box 14444  
New Brunswick NJ 08906-4444

**Important Dates**  
Your payment is due  
February 12, 2018

**Account Summary for 19 Accounts**

PSE&G balance from last bill	\$109,734.24
Current PSE&G - Gas	15,781.57
Current PSE&G - Electric	7,118.85
Current PSE&G - Unmetered Charges	1,517.81
DIRECT ENERGY BUSINESS, LLC Electric Charges	13,542.81
TriEagle Energy, LP Electric Charges	565.75
<b>Total Amount Due On Feb 12, 2018</b>	<b>\$148,261.03</b>

**\*\* NOTICE \*\* 1-800-357-2262 (Mon-Fri, 7:30 AM - 8:00 PM)**  
**Your bill for service is unpaid and past due. Payment of \$109,734.24 must be received by 2/12/2018 or your account may be removed from the PSE&G collective billing process. As a result, service on individual accounts may be discontinued. If service is discontinued, a reconnection fee of \$45.00 will be charged for each service that is shut off. Service may not be restored on the same day. Delinquent bills result in a poor PSE&G Credit Rating.**

SUMMARY

1301150401 0148261035 01482610352



**To help us make things work for you. Please return this portion with your payment. Make checks payable to PSE&G. Do not write on, staple, paper clip or tape payment to the coupon. Be sure payment address shows through window.**

TWP OF MONTCLAIR  
MONTCLAIR TWP OF  
205 CLAREMONT AVE  
MONTCLAIR NJ 07042-3401

13 011 504 01

**Total Amount Due On Feb 12, 2018** **\$148,261.03**

PSE&G CO  
PO BOX 14444  
NEW BRUNSWICK NJ 08906-4444



\$

**Amount enclosed**

### Electronic Check Conversion

When you pay by check, you authorize PSE&G to use your check to make a one-time electronic fund transfer from your account. If you do not wish to participate, call 1-800-436-PSEG.

### Electric & Gas Rate Information

For news about PSE&G's rate filing and upcoming public hearings visit [www.pseg.com/pseandgfilings](http://www.pseg.com/pseandgfilings)

### Customer Service Centers

Open Monday through Friday, during the hours noted.

Bayonne, 608 Broadway	8am to 4:00pm
Burlington, 501 High Street	8am to 4:00pm
Camden, 1 Port Center	8am to 4:00pm
Elizabeth, 550 N. Broad Street	8am to 4:00pm
Hackensack, 214 Hudson Street	8am to 4:00pm
Hoboken, 615 Washington Street	8am to 4:00pm
Jersey City, 35 Journal Square (Corner of Bergen Ave. & Newkirk St.)	8am to 4:00pm
Newark, 80 Park Plaza	8am to 4:00pm
New Brunswick, 317 George St.	8am to 4:00pm
West Orange, 59 Main St.	8am to 4:00pm
Passaic, 651 Main Ave	8am to 4:00pm
Paterson, 301 Main St (30 Clark St)	8am to 4:00pm
Perth Amboy, 286 State St.	8am to 4:00pm
Plainfield, 120 West Seventh Street	8am to 4:00pm
Trenton, 28 West State Street	8am to 4:00pm
Union City, 4808 Bergenline Avenue	8am to 4:00pm

### Bill Form Definitions

**Service Charge:** A fixed monthly charge related to metering, billing and account maintenance

**Distribution Charges (Gas):** Charges related to delivering gas through pipes from supply sources to the customer. These charges include a therm component, and in November through March on certain rate schedules, also include a demand component.

### Bill Form Definitions (continued)

**Balancing Charge (Gas):** This charge reflects storage related costs associated with winter gas use. This charge is only applicable in the billing months of November through March.

**Demand (Gas):** The highest average daily use of gas over the most recent billing months of November to March.

**Supply (Gas):** Charges for customers who do not choose a competitive gas supplier are called Basic Gas Supply Service (BGSS). The charges include the cost of the natural gas as well as the cost of interstate delivery of the gas to New Jersey.

**Distribution Charges (Electric):** Charges related to delivering electricity through wires from supply sources to the customer. These charges include both kilowatthour (kWh) and demand (kW) components.

**Measured Demand (Electric):** The maximum use of electricity at any time during a month or monthly time period (on or off-peak)

#### Annual Demand (Electric):

(For Rate HTS): The highest Measured Demand over the most recent 12 months.

(For Rates MD, ED, LPLS, LPLP): The highest Measured Demand in any time period in the current month.

**Summer Demand (Electric):** The Measured Demand (excluding off-peak) in each billing month of June through September.

**Societal Benefits:** This charge recovers the cost of government mandated programs designed to achieve public policy goals, such as energy conservation.

**Securitization Transition:** This charge recovers costs and associated taxes for transition bonds and for BGS transition bonds collected by PSE&G as servicer on behalf of PSE&G Transition Funding LLC and PSE&G Transition Funding II LLC, respectively.

**Supply Capacity (Electric):** A customer's share of the generation and transmission facilities, measured in kilowatts (kW), which must be procured to serve the system annual peak usage. The customer's share is calculated from the customer's peak usage in the prior year's summer. For new customers without prior summer usage the share is calculated from connected load.

**Supply (Electric):** Charges for customers who do not choose a competitive electric supplier are called Basic Generation Service (BGS). The charges include the energy as well as the generation and transmission facilities necessary to produce and transmit the energy.

TDD number for the hearing impaired 1 800 225-0072

**Location Summary**

Name	Service at	Account number	Current charges	Account Balance
B O E MONTCLAIR	25 MAPLE AVE GLENFIELD MONTCLAIR TWP NJ	42 455 184 05	3,117.31	11,476.74
TWP OF MONTCLAIR	141 PARK ST HIGH SCH MONTCLAIR TWP NJ	42 456 005 00	4,456.57	25,612.94
MONTCLAIR BD OF ED	CHAMPLAIN TER O/B-FIELD MONTCLAIR TWP NJ	73 378 370 03	6.35	29.91
B O E MONTCLAIR	32 CEDAR AVE NISHUANE MONTCLAIR TWP NJ	73 378 371 00	2,368.89	10,938.36
B O E MONTCLAIR	20 EDMONT RD EDMONT MONTCLAIR TWP NJ	73 378 372 08	2,436.51	7,922.37
B O E MONTCLAIR	22 VALLEY RD BD OF ED MONTCLAIR TWP NJ	73 378 373 05	3,534.42	14,328.33
B O E MONTCLAIR	299 N FULLERTON AVE WATCHUNG MONTCLAIR TWP NJ	73 378 374 02	3,844.89	13,146.89
MONTCLAIR TWP OF	173 BELLEVUE AVE GAS ACCT MONTCLAIR TWP NJ	73 378 375 18	78.02	294.26
MONTCLAIR TWP OF	28 ESSEX AVE MONTCLAIR TWP NJ	73 378 376 07	2,766.74	11,688.40
B O E MONTCLAIR	603 GROVE ST N W ELEM MONTCLAIR TWP NJ	73 378 377 04	4,591.31	16,764.91
MONTCLAIR TWP OF	MIDLAND AVE MONTCLAIR TWP NJ	73 378 378 01	4.23	21.01
MONTCLAIR TWP OF	CHURCH ST & NW COR MONTCLAIR TWP NJ	73 378 379 09	10.31	56.59
TWP OF MONTCLAIR	141 PARK ST GAS ACCT MONTCLAIR TWP NJ	73 378 380 18	3,071.65	4,526.68
MONTCLAIR TWP OF	41 CHESTNUT ST ARENA MONTCLAIR TWP NJ	73 378 381 07	158.31	295.37
MONTCLAIR TWP OF	54 ORANGE RD MONTCLAIR TWP NJ	73 378 382 04	461.35	6,950.36
TWP OF MONTCLAIR	32 CEDAR AVE MONTCLAIR TWP NJ	73 378 383 01	2,129.98	3,114.44
B O E MONTCLAIR	176 N FULLERTON AVE RENA MID MONTCLAIR TWP NJ	73 378 384 09	3,414.18	12,161.16
B O E MONTCLAIR	VARIOUS LOCATIONS LTG MONTCLAIR TWP NJ	73 378 385 06	2,038.56	8,763.00
MONTCLAIR TWP OF	176 N FULLERTON AVE MONTCLAIR TWP NJ	73 378 386 03	37.21	169.31
<b>Total Amount For 19 Accounts</b>			<b>\$38,526.79</b>	<b>\$148,261.03</b>

25 MAPLE AVE GLENFIELD  
 MONTCLAIR TWP NJ

Account number for this location 42 455 184 05

Your next meter reading is  
 scheduled for February 09

Meter reading scheduling  
 1 800 436-PSEG(7734)

**Account Summary for this location**

PSE&G balance from last bill	\$8,359.43
Current Charges	3,117.31
<b>Total Amount Due</b>	<b>\$11,476.74</b>

**PSE&G Gas**

Account number for this location 42 455 184 05

Usage	Meter <b>3832932</b>
Estimated reading Dec 14	129642
Estimated reading Nov 13	123665
Difference	5977
Conversion to CCF	x 1.0120
CCF total	6048.724
Conversion to therms	x 1.03500
Total therms	6260.429
Gas Deliveries	
Bill period deliveries	5859.997
Imbalance*	400.432 +

\*See text

<b>Charges</b>	PoD ID: PG000010408143545191	Rate - LVG
<b>Delivery</b>		
Service charge		\$107.00
Distribution charge		
First	1000.000 therms @ \$0.0472700	47.27
Next	5260.429 therms @ \$0.0427285	224.77
Balancing charge	6184.004 therms @ \$0.11339740	701.25
Societal Benefits	6260.429 therms @ \$0.04405290	275.79
<b>Total Delivery</b>		<b>\$1,356.08</b>
<b>Total gas charges</b>		<b>\$1,356.08</b>

A history of PSE&G's monthly Basic Gas Supply Service (BGSS) prices are located on our website at [www.pseg.com](http://www.pseg.com).

\* The Imbalance of 400.432+ will be applied to your Gas Deliveries in the month of March. The amount and month applied may differ if you are switching third party suppliers or your account requires an adjustment.

**PSE&G Electric**

Account number for this location 42 455 184 05

Usage	Meter <b>9206404</b>
Reading Dec 11	
On-Peak actual	5841
Off-Peak1	
Off-Peak2	
Reading Nov 9	
On-Peak actual	5658
Off-Peak1	
Off-Peak2	
Multiplier	400
Total On kWh	38,685
Total Off kWh	34,421
Total kWh	73,106
Distribution Demands	
Annual Demand kW	202.30
Measured Demands	
On-Peak kW	202.30
Off-Peak2 kW	190.10
Constant	400
Supply Capacity	
Generation kW	84.97
Transmission kW	85.33

<b>Charges</b>	PoD ID: PE000010408144345191	Rate - LPLS
<b>Delivery</b>		
Service charge		\$371.68
Distribution charges		
Annual Demand	202.30 kW @ \$3.827780524	774.36
kWh - On-peak	38685 kWh @ \$0.001048985	40.58
kWh - Off-peak	34421 kWh @ \$0.001049069	36.11
Societal Benefits	73106 kWh @ \$0.007366016	538.50
<b>Sub-Total Delivery</b>		<b>\$1,761.23</b>
<b>Total electric charges</b>		<b>\$1,761.23</b>

\*You are currently purchasing your electric supply from another supplier. If you had been purchasing your electric supply from PSE&G, you would have been billed \$5,522.45 for this supply. This is your Price to Compare, which varies each month depending upon your usage pattern.

**DIRECT ENERGY BUSINESS, LLC**

Account number for this location 42 455 184 05

*Through the CHOICE Program, you have chosen to purchase electricity from DIRECT ENERGY BUSINESS, LLC. If you have any questions, please contact them directly at 888-925-9115.*

Electric Supplier Charges Are Not Available

141 PARK ST HIGH SCH  
 MONTCLAIR TWP NJ

Account number for this location 42 456 005 00

Your next meter reading is  
 scheduled for February 09

Meter reading scheduling  
 1 800 436-PSEG(7734)

**Account Summary for this location**

PSE&G balance from last bill	\$21,156.37
Current Charges	4,456.57
<b>Total Amount Due</b>	<b>\$25,612.94</b>

**PSE&G Electric**

Account number for this location 42 456 005 00

Usage	Meter <b>9213519</b>
<b>Reading Dec 11</b>	
On-Peak actual	7065
Off-Peak1	
Off-Peak2	
<b>Reading Nov 9</b>	
On-Peak actual	6870
Off-Peak1	
Off-Peak2	
Multiplier	200
Total On kWh	22,969
Total Off kWh	16,021
<b>Total kWh</b>	<b>38,990</b>
<b>Distribution Demands</b>	
Annual Demand kW	123.50
<b>Measured Demands</b>	
On-Peak kW	123.50
Off-Peak2 kW	91.80
Constant	200
<b>Supply Capacity</b>	
Generation kW	92.16
Transmission kW	54.75

Charges	PoD ID: PE000008948130338751	Rate - LPLS
<b>Delivery</b>		
Service charge		\$371.68
<b>Distribution charges</b>		
Annual Demand	123.50 kW @ \$3.827773279	472.73
kWh - On-peak	22969 kWh @ \$0.001048805	24.09
kWh - Off-peak	16021 kWh @ \$0.001049248	16.81
Societal Benefits	38990 kWh @ \$0.007365991	287.20
<b>Sub-Total Delivery</b>		<b>\$1,172.51</b>
<b>Total electric charges</b>		<b>\$1,172.51</b>

*\*You are currently purchasing your electric supply from another supplier. If you had been purchasing your electric supply from PSE&G, you would have been billed \$3,539.21 for this supply. This is your Price to Compare, which varies each month depending upon your usage pattern.*

**DIRECT ENERGY BUSINESS, LLC**

Account number for this location 42 456 005 00

*Through the CHOICE Program, you have chosen to purchase electricity from DIRECT ENERGY BUSINESS, LLC. If you have any questions, please contact them directly at 888-925-9115.*

Adjustments	0.00
Current charges	3,284.06
<b>Total DIRECT ENERGY BUSINESS, LLC Charges</b>	<b>\$3,284.06</b>

**CHAMPLAIN TER O/B-FIELD  
 MONTCLAIR TWP NJ**

Account number for this location 73 378 370 03

Your next meter reading is  
 scheduled for March 09  
  
 Meter reading scheduling  
 1 800 436-PSEG(7734)

**Account Summary for this location**

PSE&G balance from last bill	\$23.56
Current Charges	6.35
<b>Total Amount Due</b>	<b>\$29.91</b>

**PSE&G Electric**

Account number for this location 73 378 370 03

Usage	Meter <b>626051179</b>	<b>Charges</b>	PoD ID: PE000008184629762503	Rate - GLP
Actual reading Dec 7	1088	<b>Delivery</b>		
Actual reading Nov 6	1066	Service charge		\$4.23
Total kWh	22	Distribution charges		
		kWh charges	22 kWh @ \$0.005000000	0.11
Supply Capacity		Societal Benefits	22 kWh @ \$0.007272727	0.16
Generation kW	0.06	<b>Sub-Total Delivery</b>		<b>\$4.50</b>
Transmission kW	0.03	<b>Total electric charges</b>		<b>\$4.50</b>

*\*You are currently purchasing your electric supply from another supplier. If you had been purchasing your electric supply from PSE&G, you would have been billed \$2.14 for this supply. This is your Price to Compare, which varies each month depending upon your usage pattern.*

**DIRECT ENERGY BUSINESS, LLC**

Account number for this location 73 378 370 03

*Through the CHOICE Program, you have chosen to purchase electricity from DIRECT ENERGY BUSINESS, LLC. If you have any questions, please contact them directly at 888-925-9115.*

Adjustments	0.00
Current charges	1.85
<b>Total DIRECT ENERGY BUSINESS, LLC Charges</b>	<b>\$1.85</b>

Trans Adj - 22 Kwh Total @ \$0.00035/Kwh  
 Fixed Price - 22 Kwh Total @ \$0.08379/Kwh

32 CEDAR AVE NISHUANE  
 MONTCLAIR TWP NJ

Account number for this location 73 378 371 00

Your next meter reading is  
 scheduled for February 14

Meter reading scheduling  
 1 800 436-PSEG(7734)

**Account Summary for this location**

PSE&G balance from last bill	\$8,569.47
Current Charges	2,368.89
<b>Total Amount Due</b>	<b>\$10,938.36</b>

**PSE&G Electric**

Account number for this location 73 378 371 00

Usage	Meter <b>59581092</b>
Actual reading Dec 14	9347
Estimated reading Nov 13	8672
Difference	675
Meter multiplier	30
<b>Total kWh</b>	<b>20250</b>
<b>Distribution Demands</b>	
Annual Demand kW	90.00
<b>Measured Demands</b>	
Demand kW	90.00
Constant	30
<b>Supply Capacity</b>	
Generation kW	77.76
Transmission kW	68.97

<b>Charges</b>	PoD ID: PE000009434847145191	Rate - GLP
<b>Delivery</b>		
Service charge		\$4.23
<b>Distribution charges</b>		
Annual Demand	90.00 kW @ \$4.576444444	411.88
kWh charges	20250 kWh @ \$0.004028148	97.77
Societal Benefits	20250 kWh @ \$0.007365926	149.16
<b>Sub-Total Delivery</b>		<b>\$663.04</b>

**Total electric charges** **\$663.04**

*\*You are currently purchasing your electric supply from another supplier. If you had been purchasing your electric supply from PSE&G, you would have been billed \$2,320.46 for this supply. This is your Price to Compare, which varies each month depending upon your usage pattern.*

**DIRECT ENERGY BUSINESS, LLC**

Account number for this location 73 378 371 00

*Through the CHOICE Program, you have chosen to purchase electricity from DIRECT ENERGY BUSINESS, LLC. If you have any questions, please contact them directly at 888-925-9115.*

Adjustments	0.00
Current charges	1,705.85
<b>Total DIRECT ENERGY BUSINESS, LLC Charges</b>	<b>\$1,705.85</b>

20 EDGEMONT RD EDGEMNT  
 MONTCLAIR TWP NJ

Account number for this location 73 378 372 08

Your next meter reading is  
 scheduled for February 14

Meter reading scheduling  
 1 800 436-PSEG(7734)

**Account Summary for this location**

PSE&G balance from last bill	\$5,485.86
Current Charges	2,436.51
<b>Total Amount Due</b>	<b>\$7,922.37</b>

**PSE&G Gas**

Account number for this location 73 378 372 08

Usage	Meter <b>2209380</b>
Actual reading Dec 14	63471
Estimated reading Nov 13	59273
Difference	4198
Conversion to CCF	x 1.0120
CCF total	4248.376
Conversion to therms	x 1.03500
Total therms	4397.069

Gas Deliveries	
Bill period deliveries	3368.079
Imbalance*	1028.990 +

\*See text

<b>Charges</b>	PoD ID: PG000011140101445191	Rate - LVG
<b>Delivery</b>		
Service charge		\$107.00
Distribution charge		
First	3397.069 therms @ \$0.0427280	145.15
Next	1000.000 therms @ \$0.0472700	47.27
Demand	85.179 therms @ \$4.1081722	349.93
Balancing charge	4200.376 therms @ \$0.11339700	476.31
Societal Benefits	4397.069 therms @ \$0.04405210	193.70
<b>Total Delivery</b>		<b>\$1,319.36</b>
<b>Total gas charges</b>		<b>\$1,319.36</b>

A history of PSE&G's monthly Basic Gas Supply Service (BGSS) prices are located on our website at [www.pseg.com](http://www.pseg.com).

\* The Imbalance of 1028.990+ will be applied to your Gas Deliveries in the month of March. The amount and month applied may differ if you are switching third party suppliers or your account requires an adjustment.

**PSE&G Electric**

Account number for this location 73 378 372 08

Usage	Meter <b>1205063</b>
Actual reading Dec 14	9098
Estimated reading Nov 13	8775
Difference	323
Meter multiplier	30
Total kWh	9690

Distribution Demands	
Annual Demand kW	39.00

Measured Demands	
Demand kW	39.00
Constant	30

Supply Capacity	
Generation kW	38.24
Transmission kW	35.93

<b>Charges</b>	PoD ID: PE000011140102245191	Rate - GLP
<b>Delivery</b>		
Service charge		\$4.23
Distribution charges		
Annual Demand	39.00 kW @ \$4.576410256	178.48
kWh charges	9690 kWh @ \$0.004827657	46.78
Societal Benefits	9690 kWh @ \$0.007366357	71.38
<b>Sub-Total Delivery</b>		<b>\$300.87</b>
<b>Total electric charges</b>		<b>\$300.87</b>

\*You are currently purchasing your electric supply from another supplier. If you had been purchasing your electric supply from PSE&G, you would have been billed \$1,124.49 for this supply. This is your Price to Compare, which varies each month depending upon your usage pattern.



**DIRECT ENERGY BUSINESS, LLC**

Account number for this location 73 378 372 08

*Through the CHOICE Program, you have chosen to purchase electricity from DIRECT ENERGY BUSINESS, LLC. If you have any questions, please contact them directly at 888-925-9115.*

Adjustments	0.00
Current charges	816.28
<b>Total DIRECT ENERGY BUSINESS, LLC Charges</b>	<b>\$816.28</b>

22 VALLEY RD BD OF ED  
 MONTCLAIR TWP NJ

Account number for this location 73 378 373 05

Your next meter reading is  
 scheduled for March 07

Meter reading scheduling  
 1 800 436-PSEG(7734)

**Account Summary for this location**

PSE&G balance from last bill	\$10,793.91
Current Charges	3,534.42
<b>Total Amount Due</b>	<b>\$14,328.33</b>

**PSE&G Gas**

Account number for this location 73 378 373 05

Usage	Meter <b>4223501</b>
Actual reading Dec 5	678
Actual reading Nov 2	359
Difference	319
Conversion to CCF	x 1.0120
CCF total	322.828
Conversion to therms	x 1.03600
<b>Total therms</b>	<b>334.450</b>

<b>Charges</b>	PoD ID: PG000009908906245191	Rate - GSG
<b>Delivery</b>		
Service charge		\$12.44
Distribution charge	334.450 therms @ \$0.2698460	90.25
Balancing charge	283.833 therms @ \$0.11341180	32.19
Societal Benefits	334.450 therms @ \$0.04404250	14.73
<b>Total Delivery</b>		<b>\$149.61</b>
<b>Total gas charges</b>		<b>\$149.61</b>

*A history of PSE&G's monthly Basic Gas Supply Service (BGSS) prices are located on our website at www.pseg.com.*

*\* The imbalance of 40.239+ will be applied to your Gas Deliveries in the month of March. The amount and month applied may differ if you are switching third party suppliers or your account requires an adjustment.*

Gas Deliveries	
Bill period deliveries	294.211
Imbalance*	40.239 +

\*See text

**PSE&G Gas (continued)**

Account number for this location 73 378 373 05

Usage	Meter <b>3637119</b>	<b>Charges</b>	PoD ID: PG000011965185945191	Rate - LVG
Actual reading Dec 5	370824	<b>Delivery</b>		
Estimated reading Nov 2	368011	Service charge		\$107.00
Difference	2813	Distribution charge		
Conversion to CCF	x 1.0120	First	1949.239 therms @ \$0.0427295	83.29
CCF total	2846.756	Next	1000.000 therms @ \$0.0472700	47.27
Conversion to therms	x 1.03600	Demand	76.580 therms @ \$4.1082528	314.61
Total therms	2949.239	Balancing charge	1868.295 therms @ \$0.11339750	211.86
		Societal Benefits	2949.239 therms @ \$0.04405200	129.92
		<b>Total Delivery</b>		<b>\$893.95</b>
		<b>Supply*</b>		
		BGSS Commodity	2949.239 therms @ \$0.52481335	1,547.80
		<b>Total Supply</b>		<b>\$1,547.80</b>
		<b>Total gas charges</b>		<b>\$2,441.75</b>

*A history of PSE&G's monthly Basic Gas Supply Service (BGSS) prices are located on our website at [www.pseg.com](http://www.pseg.com).*

**PSE&G Electric**

Account number for this location 73 378 373 05

Usage	Meter <b>678000415</b>	<b>Charges</b>	PoD ID: PE000009908907045191	Rate - GLP
Actual reading Dec 5	94940	<b>Delivery</b>		
Actual reading Nov 2	94679	Service charge		\$4.23
Difference	261	Distribution charges		
Meter multiplier	30	Annual Demand	40.20 kW @ \$4.576368159	183.97
Total kWh	7830	kWh charges	7830 kWh @ \$0.004827586	37.80
		Societal Benefits	7830 kWh @ \$0.007366539	57.68
		<b>Sub-Total Delivery</b>		<b>\$283.68</b>
		<b>Total electric charges</b>		<b>\$283.68</b>
		<i>*You are currently purchasing your electric supply from another supplier. If you had been purchasing your electric supply from PSE&amp;G, you would have been billed \$1,058.42 for this supply. This is your Price to Compare, which varies each month depending upon your usage pattern.</i>		
		Distribution Demands		
		Annual Demand kW	40.20	
		Measured Demands		
		Demand kW	40.20	
		Constant	30	
		Supply Capacity		
		Generation kW	43.44	
		Transmission kW	41.90	

**DIRECT ENERGY BUSINESS, LLC**

Account number for this location 73 378 373 05

*Through the CHOICE Program, you have chosen to purchase electricity from DIRECT ENERGY BUSINESS, LLC. If you have any questions, please contact them directly at 888-925-9115.*

Adjustments	0.00
Current charges	659.38
<b>Total DIRECT ENERGY BUSINESS, LLC Charges</b>	<b>\$659.38</b>

299 N FULLERTON AVE  
 WATCHUNG  
 MONTCLAIR TWP NJ

Account number for this location 73 378 374 02

Your next meter reading is  
 scheduled for February 14

Meter reading scheduling  
 1 800 436-PSEG(7734)

**Account Summary for this location**

PSE&G balance from last bill	\$9,302.00
Current Charges	3,844.89
<b>Total Amount Due</b>	<b>\$13,146.89</b>

**PSE&G Gas**

Account number for this location 73 378 374 02

Usage	Meter <b>3010325</b>
Actual reading Dec 14	37210
Actual reading Nov 13	33350
Difference	3860
Conversion to CCF	x 1.0120
CCF total	3906.320
Conversion to therms	x 1.03500
<b>Total therms</b>	<b>4043.041</b>

Gas Deliveries	
Bill period deliveries	3929.738
Imbalance*	113.303 +

\*See text

<b>Charges</b>	PoD ID: PG000008219967045191	Rate - LVG
<b>Delivery</b>		
Service charge		\$107.00
Distribution charge		
First	3043.041 therms @ \$0.0427270	130.02
Next	1000.000 therms @ \$0.0472700	47.27
Demand	130.421 therms @ \$4.1082341	535.80
Balancing charge	4022.157 therms @ \$0.11339690	456.10
Societal Benefits	4043.041 therms @ \$0.04405350	178.11
<b>Total Delivery</b>		<b>\$1,454.30</b>
<b>Total gas charges</b>		<b>\$1,454.30</b>

*A history of PSE&G's monthly Basic Gas Supply Service (BGSS) prices are located on our website at www.pseg.com.*

*\* The Imbalance of 113.303+ will be applied to your Gas Deliveries in the month of March. The amount and month applied may differ if you are switching third party suppliers or your account requires an adjustment.*

**PSE&G Electric**

Account number for this location 73 378 374 02

Usage	Meter <b>52895559</b>
Actual reading Dec 14	9727
Actual reading Nov 13	9007
Difference	720
Meter multiplier	30

<b>Charges</b>	PoD ID: PE000008219968845191	Rate - GLP
<b>Delivery</b>		
Service charge		\$4.23
Distribution charges		
Annual Demand	66.30 kW @ \$4.576470588	303.42
kWh charges	21600 kWh @ \$0.004827778	104.28

**PSE&G Electric (continued)**

Account number for this location 73 378 374 02

Total kWh	21600	Societal Benefits	21600 kWh @ \$0.007366204	159.11
<b>Distribution Demands</b>		<b>Sub-Total Delivery</b>		<b>\$571.04</b>
Annual Demand kW	66.30	<b>Total electric charges</b>		<b>\$571.04</b>
<b>Measured Demands</b>		<i>*You are currently purchasing your electric supply from another supplier. If you had been purchasing your electric supply from PSE&amp;G, you would have been billed \$2,333.40 for this supply. This is your Price to Compare, which varies each month depending upon your usage pattern.</i>		
Demand kW	66.30			
Constant	30			
<b>Supply Capacity</b>				
Generation kW	72.56			
Transmission kW	60.76			

**DIRECT ENERGY BUSINESS, LLC**

Account number for this location 73 378 374 02

*Through the CHOICE Program, you have chosen to purchase electricity from DIRECT ENERGY BUSINESS, LLC. If you have any questions, please contact them directly at 888-925-9115.*

Adjustments	0.00
Current charges	1,819.55
<b>Total DIRECT ENERGY BUSINESS, LLC Charges</b>	<b>\$1,819.55</b>

173 BELLEVUE AVE GAS ACCT  
 MONTCLAIR TWP NJ

Account number for this location 73 378 375 18

Your next meter reading is  
 scheduled for February 14

Meter reading scheduling  
 1 800 436-PSEG(7734)

**Account Summary for this location**

PSE&G balance from last bill	\$216.24
Current Charges	78.02
<b>Total Amount Due</b>	<b>\$294.26</b>

**PSE&G Gas**

Account number for this location 73 378 375 18

Usage	Meter <b>2414297</b>
Actual reading Dec 14	71632
Actual reading Nov 13	71450
Difference	182
Conversion to CCF	x 1.0120
CCF total	184.184
Conversion to therms	x 1.03500
Total therms	190.630

Gas Deliveries	
Bill period deliveries	306.485
Imbalance*	115.855 -

\*See text

Charges	PoD ID: PG000008219969680717	Rate - GSG (HTG)
<b>Delivery</b>		
Service charge		\$12.44
Distribution charge	190.630 therms @ \$0.2698421	51.44
Balancing charge	50.592 therms @ \$0.11345670	5.74
Societal Benefits	190.630 therms @ \$0.04406440	8.40
<b>Total Delivery</b>		<b>\$78.02</b>
<b>Total gas charges</b>		<b>\$78.02</b>

A history of PSE&G's monthly Basic Gas Supply Service (BGSS) prices are located on our website at www.pseg.com.

\* The Imbalance of 115.855- will be applied to your Gas Deliveries in the month of March. The amount and month applied may differ if you are switching third party suppliers or your account requires an adjustment.

28 ESSEX AVE  
 MONTCLAIR TWP NJ

Account number for this location 73 378 376 07

Your next meter reading is scheduled for February 14

Meter reading scheduling  
 1 800 436-PSEG(7734)

**Account Summary for this location**

PSE&G balance from last bill	\$8,921.66
Current Charges	2,766.74
<b>Total Amount Due</b>	<b>\$11,688.40</b>

**PSE&G Gas**

Account number for this location 73 378 376 07

Usage	Meter <b>3165741</b>
Actual reading Dec 14	31359
Actual reading Nov 13	28947
Difference	2412
Conversion to CCF	x 1.0120
CCF total	2440.944
Conversion to therms	x 1.03500
Total therms	2526.377

Gas Deliveries	
Bill period deliveries	2530.566
Imbalance*	4.189 -

\*See text

Charges	PoD ID: PG000007977730678939	Rate - LVG
<b>Delivery</b>		
Service charge		\$107.00
Distribution charge		
First	1526.377 therms @ \$0.0427286	65.22
Next	1000.000 therms @ \$0.0472700	47.27
Demand	81.496 therms @ \$4.1081771	334.80
Balancing charge	2435.670 therms @ \$0.11339800	276.20
Societal Benefits	2526.377 therms @ \$0.04405120	111.29
<b>Total Delivery</b>		<b>\$941.78</b>
<b>Total gas charges</b>		<b>\$941.78</b>

A history of PSE&G's monthly Basic Gas Supply Service (BGSS) prices are located on our website at www.pseg.com.

\* The Imbalance of 4.189- will be applied to your Gas Deliveries in the month of March. The amount and month applied may differ if you are switching third party suppliers or your account requires an adjustment.

**PSE&G Electric**

Account number for this location 73 378 376 07

Usage	Meter <b>9195583</b>
Estimated reading Dec 14	12236
Estimated reading Nov 13	12152
Difference	84
Meter multiplier	120
Total kWh	10080
<b>Distribution Demands</b>	
Annual Demand kW	52.80
<b>Measured Demands</b>	
Demand kW	52.80
Constant	120
<b>Supply Capacity</b>	
Generation kW	50.96
Transmission kW	49.32

<b>Charges</b>	PoD ID: PE000007977731478939	Rate - GLP
<b>Delivery</b>		
Service charge		\$4.23
<b>Distribution charges</b>		
Annual Demand	52.80 kW @ \$4.576325758	241.63
kWh charges	10080 kWh @ \$0.004828373	48.67
Societal Benefits	10080 kWh @ \$0.007366071	74.25
<b>Sub-Total Delivery</b>		<b>\$368.78</b>
<b>Total electric charges</b>		<b>\$368.78</b>

*\*You are currently purchasing your electric supply from another supplier. If you had been purchasing your electric supply from PSE&G, you would have been billed \$1,322.62 for this supply. This is your Price to Compare, which varies each month depending upon your usage pattern.*

**PSE&G Electric**

Account number for this location 73 378 376 07

Usage	Meter <b>638000167</b>
Actual reading Dec 14	33303
Actual reading Nov 13	33036
Difference	267
Meter multiplier	20
Total kWh	5340
<b>Distribution Demands</b>	
Annual Demand kW	19.20
<b>Measured Demands</b>	
Demand kW	19.20
Constant	20
<b>Supply Capacity</b>	
Generation kW	7.34
Transmission kW	7.51

<b>Charges</b>	PoD ID: PE000007977732278939	Rate - GLP
<b>Delivery</b>		
Service charge		\$4.23
<b>Distribution charges</b>		
Annual Demand	19.20 kW @ \$4.576562500	87.87
kWh charges	5340 kWh @ \$0.004827715	25.78
Societal Benefits	5340 kWh @ \$0.007365169	39.33
<b>Sub-Total Delivery</b>		<b>\$157.21</b>
<b>Total electric charges</b>		<b>\$157.21</b>

*\*You are currently purchasing your electric supply from another supplier. If you had been purchasing your electric supply from PSE&G, you would have been billed \$432.02 for this supply. This is your Price to Compare, which varies each month depending upon your usage pattern.*

**DIRECT ENERGY BUSINESS, LLC**

Account number for this location 73 378 376 07

*Through the CHOICE Program, you have chosen to purchase electricity from DIRECT ENERGY BUSINESS, LLC. If you have any questions, please contact them directly at 888-925-9115.*

Adjustments	0.00
Current charges	1,298.97
<b>Total DIRECT ENERGY BUSINESS, LLC Charges</b>	<b>\$1,298.97</b>

603 GROVE ST N W ELEM  
 MONTCLAIR TWP NJ

Account number for this location 73 378 377 04

Your next meter reading is  
 scheduled for February 14

Meter reading scheduling  
 1 800 436-PSEG(7734)

**Account Summary for this location**

PSE&G balance from last bill	\$12,173.60
Current Charges	4,591.31
<b>Total Amount Due</b>	<b>\$16,764.91</b>

**PSE&G Gas**

Account number for this location 73 378 377 04

Usage	Meter <b>2209360</b>
Actual reading Dec 14	81738
Actual reading Nov 13	77744
Difference	3994
Conversion to CCF	x 1.0339
CCF total	4129.397
Conversion to therms	x 1.03500
Total therms	4273.925

<b>Charges</b>	PoD ID: PG000008704508445191	Rate - LVG
<b>Delivery</b>		
Service charge		\$107.00
Distribution charge		
First	3273.925 therms @ \$0.0427285	139.89
Next	1000.000 therms @ \$0.0472700	47.27
Demand	137.869 therms @ \$4.1081752	566.39
Balancing charge	4130.502 therms @ \$0.11339780	468.39
Societal Benefits	4273.925 therms @ \$0.04405320	188.28
<b>Total Delivery</b>		<b>\$1,517.22</b>

Gas Deliveries	
Bill period deliveries	3446.912
Imbalance*	827.013 +

**Total gas charges** **\$1,517.22**

*A history of PSE&G's monthly Basic Gas Supply Service (BGSS) prices are located on our website at www.pseg.com.*

\*See text

*\* The Imbalance of 827.013+ will be applied to your Gas Deliveries in the month of March. The amount and month applied may differ if you are switching third party suppliers or your account requires an adjustment.*

**PSE&G Electric**

Account number for this location 73 378 377 04

Usage	Meter <b>678001516</b>
Actual reading Dec 14	36429
Actual reading Nov 13	36062
Difference	367
Meter multiplier	75
Total kWh	27525
Distribution Demands	
Annual Demand kW	90.80
Measured Demands	
Demand kW	90.80
Constant	75
Supply Capacity	
Generation kW	105.08
Transmission kW	99.69

<b>Charges</b>	PoD ID: PE000008704509245191	Rate - GLP
<b>Delivery</b>		
Service charge		\$4.23
Distribution charges		
Annual Demand	90.80 kW @ \$4.576431718	415.54
kWh charges	27525 kWh @ \$0.004827975	132.89
Societal Benefits	27525 kWh @ \$0.007366031	202.75
<b>Sub-Total Delivery</b>		<b>\$755.41</b>

**Total electric charges** **\$755.41**

*\*You are currently purchasing your electric supply from another supplier. If you had been purchasing your electric supply from PSE&G, you would have been billed \$3,145.84 for this supply. This is your Price to Compare, which varies each month depending upon your usage pattern.*

**DIRECT ENERGY BUSINESS, LLC**

Account number for this location 73 378 377 04

*Through the CHOICE Program, you have chosen to purchase electricity from DIRECT ENERGY BUSINESS, LLC. If you have any questions, please contact them directly at 888-925-9115.*

Adjustments	0.00
Current charges	2,318.68
<b>Total DIRECT ENERGY BUSINESS, LLC Charges</b>	<b>\$2,318.68</b>

**MIDLAND AVE  
 MONTCLAIR TWP NJ**

Account number for this location 73 378 378 01

Your next meter reading is scheduled for February 14  
 Meter reading scheduling  
 1 800 436-PSEG(7734)

**Account Summary for this location**

PSE&G balance from last bill	\$16.78
Current Charges	4.23
<b>Total Amount Due</b>	<b>\$21.01</b>

**PSE&G Electric**

Account number for this location 73 378 378 01

Usage	Meter <b>134019815</b>
Actual reading Dec 14	34258
Actual reading Nov 13	34258
Total kWh	0

<b>Charges</b>	PoD ID: PE000011384048278916	Rate - GLP
<b>Delivery</b>		
Service charge		\$4.23
<b>Sub-Total Delivery</b>		<b>\$4.23</b>
<b>Total electric charges</b>		<b>\$4.23</b>

<b>Supply Capacity</b>	
Generation kW	0.00
Transmission kW	0.00

*\*You are currently purchasing your electric supply from another supplier. If you had been purchasing your electric supply from PSE&G, you would have been billed \$0.02 for this supply. This is your Price to Compare, which varies each month depending upon your usage pattern.*

**DIRECT ENERGY BUSINESS, LLC**

Account number for this location 73 378 378 01

*Through the CHOICE Program, you have chosen to purchase electricity from DIRECT ENERGY BUSINESS, LLC. If you have any questions, please contact them directly at 888-925-9115.*

Adjustments	0.00
Current charges	0.00
<b>Total DIRECT ENERGY BUSINESS, LLC Charges</b>	<b>\$0.00</b>



CHURCH ST & NW COR  
 MONTCLAIR TWP NJ

Account number for this location 73 378 379 09

Your next meter reading is  
 scheduled for March 05

Meter reading scheduling  
 1 800 436-PSEG(7734)

**Account Summary for this location**

PSE&G balance from last bill	\$46.28
Current Charges	10.31
<b>Total Amount Due</b>	<b>\$56.59</b>

**Unmetered Electric Service**

Account number for this location 73 378 379 09

PoD ID: PE000011818803678780

**Charges** Rate - GLP

Service from 12/2/2017  
 to 1/3/2018

**Delivery**  
 Fixed services \$1.96

Usage 30.0

Distribution charges

Distribution Demands

Annual Demand 0.60 kW @ \$2.283333300 1.37

Annual Demand kW 0.60

kWh charges 27 kWh @ \$0.004828000 0.13

Supply Capacity

Next 3 kWh @ \$0.004817000 0.01

Generation kW 0.29

Societal Benefits 30 kWh @ \$0.007333300 0.22

Transmission kW 0.26

Facilities charge 4.10

**Sub-Total Delivery \$7.79**

**Unmetered charges \$7.79**

*\*The total supply amount (\$5.96) is your Price to Compare for this month should you consider another electric supplier for these services. Your Price to Compare varies each month depending upon your usage pattern.*

**DIRECT ENERGY BUSINESS, LLC**

Account number for this location 73 378 379 09

*Through the CHOICE Program, you have chosen to purchase electricity from DIRECT ENERGY BUSINESS, LLC. If you have any questions, please contact them directly at 888-925-9115.*

Adjustments 0.00

Current charges 2.52

**Total DIRECT ENERGY BUSINESS, LLC Charges \$2.52**

141 PARK ST GAS ACCT  
 MONTCLAIR TWP NJ

Account number for this location 73 378 380 18

Your next meter reading is  
 scheduled for February 14

Meter reading scheduling  
 1 800 436-PSEG(7734)

**Account Summary for this location**

PSE&G balance from last bill	\$1,455.03
Current Charges	3,071.65
<b>Total Amount Due</b>	<b>\$4,526.68</b>

**PSE&G Gas**

Account number for this location 73 378 380 18

Usage	Meter <b>3637994</b>
Actual reading Dec 14	301940
Actual reading Nov 13	293520
Difference	8420
Conversion to CCF	x 1.0339
CCF total	8705.438
Conversion to therms	x 1.03500
Total therms	9010.128
Gas Deliveries	
Bill period deliveries	7742.311
Imbalance*	1267.817 +

<b>Charges</b>	PoD ID: PG000010163338638751	Rate - LVG
<b>Delivery</b>		
Service charge		\$107.00
Distribution charge		
First	8010.128 therms @ \$0.0427284	342.26
Next	1000.000 therms @ \$0.0472700	47.27
Demand	290.649 therms @ \$4.1081855	1,194.04
Balancing charge	8678.822 therms @ \$0.11339790	984.16
Societal Benefits	9010.128 therms @ \$0.04405260	396.92
<b>Total Delivery</b>		<b>\$3,071.65</b>
<b>Total gas charges</b>		<b>\$3,071.65</b>

\*See text

A history of PSE&G's monthly Basic Gas Supply Service (BGSS) prices are located on our website at www.pseg.com.

\* The Imbalance of 1267.817+ will be applied to your Gas Deliveries in the month of March. The amount and month applied may differ if you are switching third party suppliers or your account requires an adjustment.

41 CHESTNUT ST ARENA  
 MONTCLAIR TWP NJ

Account number for this location 73 378 381 07

Your next meter reading is scheduled for February 14  
 Meter reading scheduling  
 1 800 436-PSEG(7734)

**Account Summary for this location**

PSE&G balance from last bill	\$137.06
Current Charges	158.31
<b>Total Amount Due</b>	<b>\$295.37</b>

**PSE&G Gas**

Account number for this location 73 378 381 07

Usage	Meter <b>2359827</b>
Actual reading Dec 14	1210
Actual reading Nov 13	985
Difference	225
Conversion to CCF	x 1.0120
CCF total	227.700
Conversion to therms	x 1.03500
Total therms	235.670
Gas Deliveries	
Bill period deliveries	178.205
Imbalance*	57.465 +

<b>Charges</b>	PoD ID: PG000010164338577005	Rate - GSG (HTG)
<b>Delivery</b>		
Service charge		\$12.44
Distribution charge	235.670 therms @ \$0.2698265	63.59
Balancing charge	229.493 therms @ \$0.11338040	26.02
Societal Benefits	235.670 therms @ \$0.04404460	10.38
<b>Total Delivery</b>		<b>\$112.43</b>
<b>Total gas charges</b>		<b>\$112.43</b>

\*See text

A history of PSE&G's monthly Basic Gas Supply Service (BGSS) prices are located on our website at www.pseg.com.

\* The Imbalance of 57.465+ will be applied to your Gas Deliveries in the month of March. The amount and month applied may differ if you are switching third party suppliers or your account requires an adjustment.

**PSE&G Electric**

Account number for this location 73 378 381 07

Usage	Meter <b>626051212</b>	Charges	PoD ID: PE000010164339377005	Rate - GLP
Actual reading Dec 14	46612	<b>Delivery</b>		
Actual reading Nov 13	46275	Service charge		\$4.23
Total kWh	337	Distribution charges		
Distribution Demands		Annual Demand	2.00 kW @ \$4.575000000	9.15
Annual Demand kW	2.00	kWh charges	337 kWh @ \$0.004836795	1.63
Measured Demands		Societal Benefits	337 kWh @ \$0.007359050	2.48
Demand kW	2.00	<b>Sub-Total Delivery</b>		<b>\$17.49</b>
Supply Capacity		<b>Total electric charges</b>		<b>\$17.49</b>
Generation kW	0.77	*You are currently purchasing your electric supply from another supplier. If you had been purchasing your electric supply from PSE&G, you would have been billed \$31.46 for this supply. This is your Price to Compare, which varies each month depending upon your usage pattern.		
Transmission kW	0.60			

**DIRECT ENERGY BUSINESS, LLC**

Account number for this location 73 378 381 07

Through the CHOICE Program, you have chosen to purchase electricity from DIRECT ENERGY BUSINESS, LLC. If you have any questions, please contact them directly at 888-925-9115.

Adjustments	0.00
Current charges	28.39
<b>Total DIRECT ENERGY BUSINESS, LLC Charges</b>	<b>\$28.39</b>

54 ORANGE RD  
 MONTCLAIR TWP NJ

Account number for this location 73 378 382 04

Your next meter reading is scheduled for February 14

Meter reading scheduling  
 1 800 436-PSEG(7734)

**Account Summary for this location**

PSE&G balance from last bill	\$6,489.01
Current Charges	461.35
<b>Total Amount Due</b>	<b>\$6,950.36</b>

**PSE&G Electric**

Account number for this location 73 378 382 04

Usage	Meter <b>278003480</b>	Charges	PoD ID: PE000009434846378760	Rate - GLP
Estimated reading Dec 14	8327	<b>Delivery</b>		
Actual reading Nov 13	7813	Service charge		\$4.23
Difference	514	Distribution charges		
Meter multiplier	30	Annual Demand	58.80 kW @ \$4.576360544	269.09
Total kWh	15420	kWh charges	15420 kWh @ \$0.004828145	74.45
Distribution Demands		Societal Benefits	15420 kWh @ \$0.007365759	113.58
		<b>Sub-Total Delivery</b>		<b>\$461.35</b>

**PSE&G Electric (continued)**

Account number for this location 73 378 382 04

Annual Demand kW	58.80
<b>Measured Demands</b>	
Demand kW	58.80
Constant	30
<b>Supply Capacity</b>	
Generation kW	72.51
Transmission kW	62.08

**Total electric charges** **\$461.35**

*\*You are currently purchasing your electric supply from another supplier. If you had been purchasing your electric supply from PSE&G, you would have been billed \$1,948.97 for this supply. This is your Price to Compare, which varies each month depending upon your usage pattern.*

32 CEDAR AVE  
 MONTCLAIR TWP NJ

Account number for this location 73 378 383 01

Your next meter reading is scheduled for February 14

Meter reading scheduling  
 1 800 436-PSEG(7734)

**Account Summary for this location**

PSE&G balance from last bill	\$984.46
Current Charges	2,129.98
<b>Total Amount Due</b>	<b>\$3,114.44</b>

**PSE&G Gas**

Account number for this location 73 378 383 01

Usage	Meter <b>3929120</b>
Actual reading Dec 14	7663
Actual reading Nov 13	1983
Difference	5680
Conversion to CCF	x 1.0339
CCF total	5872.552
Conversion to therms	x 1.03500
Total therms	6078.091
<b>Gas Deliveries</b>	
Bill period deliveries	5478.066
Imbalance*	600.025 +

<b>Charges</b>	PoD ID: PG000009676840338751	Rate - LVG
<b>Delivery</b>		
Service charge		\$107.00
Distribution charge		
First	5078.091 therms @ \$0.0427287	216.98
Next	1000.000 therms @ \$0.0472700	47.27
Demand	196.067 therms @ \$4.1081875	805.48
Balancing charge	6045.000 therms @ \$0.11339780	685.49
Societal Benefits	6078.091 therms @ \$0.04405330	267.76
<b>Total Delivery</b>		<b>\$2,129.98</b>
<b>Total gas charges</b>		<b>\$2,129.98</b>

*A history of PSE&G's monthly Basic Gas Supply Service (BGSS) prices are located on our website at www.pseg.com.*

\*See text

*\* The Imbalance of 600.025+ will be applied to your Gas Deliveries in the month of March. The amount and month applied may differ if you are switching third party suppliers or your account requires an adjustment.*

176 N FULLERTON AVE RENA MID  
 MONTCLAIR TWP NJ

Account number for this location 73 378 384 09

Your next meter reading is  
 scheduled for February 14

Meter reading scheduling  
 1 800 436-PSEG(7734)

**Account Summary for this location**

PSE&G balance from last bill	\$8,746.98
Current Charges	3,414.18
<b>Total Amount Due</b>	<b>\$12,161.16</b>

**PSE&G Gas**

Account number for this location 73 378 384 09

Usage	Meter <b>2415310</b>
Actual reading Dec 14	81364
Actual reading Nov 13	78252
Difference	3112
Conversion to CCF	x 1.0339
CCF total	3217.497
Conversion to therms	x 1.03500
Total therms	3330.109

Gas Deliveries	
Bill period deliveries	3074.405
Imbalance*	255.704 +

\*See text

<b>Charges</b>	PoD ID: PG000011627847445191	Rate - LVG
<b>Delivery</b>		
Service charge		\$107.00
Distribution charge		
First	2330.109 therms @ \$0.0427276	99.56
Next	1000.000 therms @ \$0.0472700	47.27
Demand	107.423 therms @ \$4.1082450	441.32
Balancing charge	3241.112 therms @ \$0.11339940	367.54
Societal Benefits	3330.109 therms @ \$0.04405260	146.70
<b>Total Delivery</b>		<b>\$1,209.39</b>

**Total gas charges** **\$1,209.39**

*A history of PSE&G's monthly Basic Gas Supply Service (BGSS) prices are located on our website at www.pseg.com.*

*\* The Imbalance of 255.704+ will be applied to your Gas Deliveries in the month of March. The amount and month applied may differ if you are switching third party suppliers or your account requires an adjustment.*

**PSE&G Electric**

Account number for this location 73 378 384 09

Usage	Meter <b>278002714</b>
Actual reading Dec 14	3851
Actual reading Nov 13	3427
Difference	424
Meter multiplier	45
Total kWh	19080

Distribution Demands	
Annual Demand kW	78.80

Measured Demands	
Demand kW	78.80
Constant	45

Supply Capacity	
Generation kW	74.50
Transmission kW	65.39

<b>Charges</b>	PoD ID: PE000011627848245191	Rate - GLP
<b>Delivery</b>		
Service charge		\$4.23
Distribution charges		
Annual Demand	78.80 kW @ \$4.576395939	360.62
kWh charges	19080 kWh @ \$0.004828092	92.12
Societal Benefits	19080 kWh @ \$0.007365828	140.54
<b>Sub-Total Delivery</b>		<b>\$597.51</b>

**Total electric charges** **\$597.51**

*\*You are currently purchasing your electric supply from another supplier. If you had been purchasing your electric supply from PSE&G, you would have been billed \$2,203.48 for this supply. This is your Price to Compare, which varies each month depending upon your usage pattern.*

**DIRECT ENERGY BUSINESS, LLC**

Account number for this location 73 378 384 09

*Through the CHOICE Program, you have chosen to purchase electricity from DIRECT ENERGY BUSINESS, LLC. If you have any questions, please contact them directly at 888-925-9115.*

Adjustments	0.00
Current charges	1,607.28
<b>Total DIRECT ENERGY BUSINESS, LLC Charges</b>	<b>\$1,607.28</b>

**VARIOUS LOCATIONS LTG  
 MONTCLAIR TWP NJ**

Account number for this location 73 378 385 06

Your next meter reading is scheduled for March 05

Meter reading scheduling  
 1 800 436-PSEG(7734)

**Account Summary for this location**

PSE&G balance from last bill	\$6,724.44
Current Charges	2,038.56
<b>Total Amount Due</b>	<b>\$8,763.00</b>

**Unmetered Electric Service**

Account number for this location 73 378 385 06

PoD ID: PE000011818852345191  
 PE000011939060745191

Service from 12/2/2017  
 to 1/3/2018

Usage 13144.0

<b>Charges</b>			Rate - BPL
<b>Delivery</b>			
Usage/Fixture charge			\$1,057.50
Distribution charges			
kWh charges	11966 kWh @ \$0.032306535		386.58
Next	1178 kWh @ \$0.032224109		37.96
<b>Sub-Total Delivery</b>			<b>\$1,482.04</b>
<b>Unmetered charges</b>			<b>\$1,482.04</b>

*\*The total supply amount (\$752.38) is your Price to Compare for this month should you consider another electric supplier for these services. Your Price to Compare varies each month depending upon your usage pattern.*

**TriEagle Energy, LP**

Account number for this location 73 378 385 06

*Through the CHOICE Program, you have chosen to purchase electricity from TriEagle Energy, LP. If you have any questions, please contact them directly at 877-933-2453.*

Adjustments	0.00
Current charges	556.52
<b>Total TriEagle Energy, LP Charges</b>	<b>\$556.52</b>

176 N FULLERTON AVE  
MONTCLAIR TWP NJ

Account number for this location 73 378 386 03

Your next meter reading is  
scheduled for March 05

Meter reading scheduling  
1 800 436-PSEG(7734)

**Account Summary for this location**

PSE&G balance from last bill	\$132.10
Current Charges	37.21
<b>Total Amount Due</b>	<b>\$169.31</b>

**Unmetered Electric Service**

Account number for this location 73 378 386 03

PoD ID: PE000011818747580574

**Charges**

Rate - BPL

Service from 12/2/2017  
to 1/3/2018

**Delivery**

Usage 218.0

Usage/Fixture charge	\$20.94
Distribution charges	
kWh charges	
199 kWh @ \$0.032306000	6.43
Next 19 kWh @ \$0.032231000	0.61

**Sub-Total Delivery \$27.98**

**Unmetered charges \$27.98**

*\*The total supply amount (\$12.48) is your Price to Compare for this month should you consider another electric supplier for these services. Your Price to Compare varies each month depending upon your usage pattern.*

**TriEagle Energy, LP**

Account number for this location 73 378 386 03

*Through the CHOICE Program, you have chosen to purchase electricity from TriEagle Energy, LP. If you have any questions, please contact them directly at 877-933-2453.*

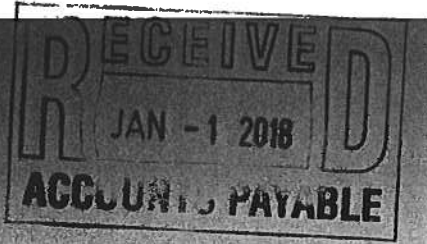
Adjustments	0.00
Current charges	9.23
<b>Total TriEagle Energy, LP Charges</b>	<b>\$9.23</b>







Monthly Statement  
 DECEMBER 2017  
 Account number 42 079 504 00



**For service at**

51 WASHINGTON ST SCHOOL  
 MONTCLAIR TWP NJ  
 07042

**1 855-BIZ-PSEG (249-7734)**  
**Emergencies 24 hours/7days**  
 Business customer service  
 7 AM - 5.30 PM Mon - Fri  
 Closed on weekend and Holidays

Visit our website  
[www.pseg.com](http://www.pseg.com)

Inquiries by mail  
 PSE&G  
 PO Box 14444  
 New Brunswick NJ 08906-4444

**Important Dates**

Your payment for current charges  
 is due January 04, 2018.

Your meter(s) are scheduled to be  
 read on or about January 16.

To make a payment from a credit  
 card Log In to **My Account** at  
[pseg.com](http://pseg.com) or call 1 888-575-6273

000112 000000247



MONTCLAIR TWP OF  
 BOARD OF EDUCATION  
 22 VALLEY RD STE A  
 MONTCLAIR NJ 07042-2775

*E = 6,588.34*

**Account Summary**

PSE&G balance from last bill	\$10,643.12
Payment received Nov 27 - Thank You!	-5,574.80
Current PSE&G - Electric charges for 1 meter	1,870.99
Meter Product Charges	2.00
DIRECT ENERGY BUSINESS, LLC Electric Charges	4,715.35
<b>Total Amount Due</b>	<b>\$11,656.66</b>

**\*\* SHUT-OFF NOTICE \*\* 1-800-357-2262 (Mon-Fri, 7:30 AM - 8:00 PM)**  
**Your bill is now past due. Payment of \$5,056.32 must be received by 1/4/2018 or service may be shut off. A security deposit may be required if late payments continue. A statement of customer rights and fees is shown on the reverse side.**

**Si en el futuro usted desea recibir la notificación de desconexión de servicio en español, por favor llame al 1-800-357-2262.**

Electric suppliers in New Jersey are required to provide information annually about the environmental characteristics of the electricity they supply to customers. For information about the environmental characteristics of the electricity that PSE&G procures for Basic Generation Service customers, please visit [pseg.com/envirolabel](http://pseg.com/envirolabel)

**All PSE&G employees carry identification cards with their pictures on it.** For your safety, ask to see the ID card of any PSE&G employee visiting your home or business.

# Statement of Customer Rights

PSE&G IS SUBJECT TO THE JURISDICTION OF THE N.J. BOARD OF PUBLIC UTILITIES (BPU), 44 SOUTH CLINTON AVENUE, TRENTON, NJ 08625, 1-609-341-9188 OR TOLL FREE 1-800-624-0241. **HOWEVER, YOU SHOULD CONTACT PSE&G ON ANY BILLING OR SERVICE QUESTIONS BEFORE CALLING THE BPU. THE PSE&G PHONE NUMBER IS SHOWN ON THE FRONT OF THE BILL.**

IF YOU ARE UNABLE TO MAKE A PAYMENT, YOU MAY DISCUSS REASONABLE PAYMENT ARRANGEMENTS BY VISITING ONE OF OUR CUSTOMER SERVICE CENTERS OR BY CALLING OUR CREDIT AND COLLECTION CENTER AT 1-800-357-2262 BETWEEN THE HOURS OF 7:30 AM AND 8:00 PM (MON - FRI). IF YOU WISH TO CONTEST YOUR BILL, YOU MAY VISIT ONE OF OUR CUSTOMER SERVICE CENTERS OR CALL OUR CUSTOMER INQUIRY CENTER AT 1-800-436-7734, MON - FRI, 7:00 AM - 8:00 PM AND SAT, 7:00 AM - 5:00 PM.

YOU MAY HAVE COUNSEL OR THIRD PARTY REPRESENTATION WHEN APPEARING BEFORE PSE&G TO CONTEST A BONA FIDE DISPUTED CHARGE.

IF WITHIN FIVE DAYS A REQUEST IS MADE TO THE BPU FOR AN INVESTIGATION OF THE DISPUTED CHARGE, SERVICE WILL NOT BE DISCONTINUED BECAUSE OF NONPAYMENT OF BILLS PROVIDED ALL UNDISPUTED CHARGES ARE PAID.

YOU MAY CONTACT THE BPU TO REQUEST ASSISTANCE IN THE RESOLUTION OF A BONA FIDE DISPUTED CHARGE. YOU MAY ALSO REQUEST A FORMAL HEARING WITH THE BPU CONCERNING SUCH A DISPUTED CHARGE.

**\*\* Additional Shut Off Information \*\* 1-800-357-2262 (Mon-Fri, 7:30 AM - 8:00 PM)**

**A reconnection fee of \$45.00 will be charged for each service that is shut off. Service may not be restored on the same day payment is made. A fee of \$30.00 will be charged if a visit is made to collect past due bills. A late payment fee may be charged for past due bills. You can avoid a security deposit and poor credit rating by paying bills by their due date.**



**PSE&G Electric**

Usage In	Meter <b>9213653</b>
Reading Dec 13	
Actual On-Peak	18769
Actual Off-Peak1	
Actual Off-Peak2	
Reading Nov 11	
Actual On-Peak	18049
Actual Off-Peak1	
Actual Off-Peak2	
Multiplier	80
On-peak kWh In	34252
Off-peak kWh In	23283
Total kWh In	57535

Usage Out	Meter <b>9213653</b>
Reading Dec 13	
Actual On-Peak	1825
Actual Off-Peak1	
Actual Off-Peak2	
Reading Nov 11	
Actual On-Peak	1804
Actual Off-Peak1	
Actual Off-Peak2	
Multiplier	80
On-peak kWh Out	478
Off-peak kWh Out	1157
Total kWh Out	1635

Net Usage	55900
On-peak	33774
Off-peak	22126

**Distribution Demands**

Annual Demand kW	268.8
------------------	-------

**Measured Demands**

On-Peak kW	268.8
Off-Peak1 kW	0.0
Off-Peak2 kW	232.8
Constant	80

**Supply Capacity**

Generation kW	0.00
Transmission kW	0.00

<b>Charges</b>	PoD ID: PE000011897052480545	Rate - LPLS
<b>Delivery</b>		
Service charge		\$371.68
<b>Distribution charges</b>		
Annual Demand	268.80 kW @ \$3.827790179	1,028.91
kWh - On-peak	33774 kWh @ \$0.001049032	35.43
kWh - Off-peak	22126 kWh @ \$0.001048992	23.21
Societal Benefits	55900 kWh @ \$0.007366011	411.76
<b>Sub-Total Delivery</b>		<b>\$1,870.99</b>

**Total electric charges \$1,870.99**

*\*You are currently purchasing your electric supply from another supplier. If you had been purchasing your electric supply from PSE&G, you would have been billed \$3,519.58 for this supply. This is your Price to Compare, which varies each month depending upon your usage pattern.*

**Bi-Directional Meter Data kWh**

MM/YY	Time of Use	In-Use	Out-Use	Difference	Cumulative Difference	Billed kWh
JUN 17	On	26,479	274	26,205	0	26,205
	Off	16,351	3,950	12,401	0	12,401



**PSE&G Electric (continued)**

**Bi-Directional Meter Data kWh (continued)**

MM/YY	Time of Use	In-Use	Out-Use	Difference	Cumulative Difference	Billed kWh
JUL 17	On	16,679	3,763	12,916	0	12,916
	Off	14,210	3,522	10,688	0	10,688
AUG 17	On	10,432	2,230	8,202	0	8,202
	Off	14,411	3,049	11,362	0	11,362
SEP 17	On	14,876	3,501	11,375	0	11,375
	Off	13,273	4,438	8,835	0	8,835
OCT 17	On	32,312	27	32,285	0	32,285
	Off	16,723	2,561	14,162	0	14,162
NOV 17	On	27,100	135	26,965	0	26,965
	Off	16,051	1,209	14,842	0	14,842
DEC 17	On	34,252	478	33,774	0	33,774
	Off	23,283	1,157	22,126	0	22,126
<b>Total</b>	<b>On</b>	<b>162,130</b>	<b>10,408</b>	<b>151,722</b>		<b>151,722</b>
	<b>Off</b>	<b>114,302</b>	<b>19,886</b>	<b>94,416</b>		<b>94,416</b>

\*Anniversary Month

**Meter Products and Services**

Meter	Description	Amount
E 9213653	Elcc web (internet access)	\$2.00
<b>Total</b>		<b>\$2.00</b>

**DIRECT ENERGY BUSINESS, LLC**

*Through the CHOICE Program, you have chosen to purchase electricity from DIRECT ENERGY BUSINESS, LLC. If you have any questions, please contact them directly at 888-925-9115.*

Adjustments	0.00
Current charges	4,715.35
<b>Total DIRECT ENERGY BUSINESS, LLC Charges</b>	<b>\$4,715.35</b>

### Electronic Check Conversion

When you pay by check, you authorize PSE&G to use your check to make a one-time electronic fund transfer from your account. If you do not wish to participate, call 1-800-436-PSEG.

### Electric & Gas Rate Information

For news about PSE&G's rate filing and upcoming public hearings visit [www.pseg.com/pseandgfilings](http://www.pseg.com/pseandgfilings)

### Customer Service Centers

Open Monday through Friday, during the hours noted.

Bayonne, 608 Broadway	8am to 4:00pm
Burlington, 501 High Street	8am to 4:00pm
Camden, 1 Port Center	8am to 4:00pm
Elizabeth, 550 N. Broad Street	8am to 4:00pm
Hackensack, 214 Hudson Street	8am to 4:00pm
Hoboken, 615 Washington Street	8am to 4:00pm
Jersey City, 35 Journal Square (Corner of Bergen Ave. & Newkirk St.)	8am to 4:00pm
Newark, 80 Park Plaza	8am to 4:00pm
New Brunswick, 317 George St.	8am to 4:00pm
West Orange, 59 Main St.	8am to 4:00pm
Passaic, 651 Main Ave	8am to 4:00pm
Paterson, 301 Main St (30 Clark St)	8am to 4:00pm
Perth Amboy, 286 State St.	8am to 4:00pm
Plainfield, 120 West Seventh Street	8am to 4:00pm
Trenton, 28 West State Street	8am to 4:00pm
Union City, 4808 Bergenline Avenue	8am to 4:00pm

### Bill Form Definitions

**Service Charge:** A fixed monthly charge related to metering, billing and account maintenance.

**Distribution Charges (Gas):** Charges related to delivering gas through pipes from supply sources to the customer. These charges include a therm component, and in November through March on certain rate schedules, also include a demand component.

### Bill Form Definitions (continued)

**Balancing Charge (Gas):** This charge reflects storage related costs associated with winter gas use. This charge is only applicable in the billing months of November through March.

**Demand (Gas):** The highest average daily use of gas over the most recent billing months of November to March.

**Supply (Gas):** Charges for customers who do not choose a competitive gas supplier are called Basic Gas Supply Service (BGSS). The charges include the cost of the natural gas as well as the cost of interstate delivery of the gas to New Jersey.

**Distribution Charges (Electric):** Charges related to delivering electricity through wires from supply sources to the customer. These charges include both kilowatthour (kWh) and demand (kW) components.

**Measured Demand (Electric):** The maximum use of electricity at any time during a month or monthly time period (on or off-peak).

**Annual Demand (Electric):**

(For Rate HTS): The highest Measured Demand over the most recent 12 months.

(For Rates MD, ED, LPLS, LPLP): The highest Measured Demand in any time period in the current month.

**Summer Demand (Electric):** The Measured Demand (excluding off-peak) in each billing month of June through September.

**Societal Benefits:** This charge recovers the cost of government mandated programs designed to achieve public policy goals, such as energy conservation.


**Securitization Transition:** This charge recovers costs and associated taxes for transition bonds and for BGS transition bonds collected by PSE&G as servicer on behalf of PSE&G Transition Funding LLC and PSE&G Transition Funding II LLC, respectively.

**Supply Capacity (Electric):** A customer's share of the generation and transmission facilities, measured in kilowatts (kW), which must be procured to serve the system annual peak usage. The customer's share is calculated from the customer's peak usage in the prior year's summer. For new customers without prior summer usage the share is calculated from connected load.

**Supply (Electric):** Charges for customers who do not choose a competitive electric supplier are called Basic Generation Service (BGS). The charges include the energy as well as the generation and transmission facilities necessary to produce and transmit the energy.

**TDD** number for the hearing impaired 1 800 225-0072







**For service at**

173 BELLEVUE AVE HEBRON MID  
MONTCLAIR TWP NJ  
07043-1818

**1 855-BIZ-PSEG (249-7734)**

**Emergencies 24 hours/7days**

Business customer service

7 AM - 5.30 PM Mon - Fri

Closed on weekend and Holidays

Visit our website

[www.pseg.com](http://www.pseg.com)

Inquiries by mail

PSE&G

PO Box 14444

New Brunswick NJ 08906-4444

**Important Dates**


Your payment for current charges is due January 02, 2018.

Your meter(s) are scheduled to be read on or about January 17.

To make a payment from a credit card Log In to **My Account** at [pseg.com](http://pseg.com) or call 1 888-575-6273

Monthly Statement  
DECEMBER 2017

Account number 42 003 456 09



000075 000000508



MONTCLAIR BD OF ED  
MONTCLAIR TWP OF  
22 VALLEY RD  
MONTCLAIR NJ 07042-2709

**Account Summary**

PSE&G balance from last bill	\$15,944.71
Current PSE&G - Gas charges for 1 meter	3,916.65
<b>Total Amount Due</b>	<b>\$19,861.36</b>

**\*\* SHUT-OFF NOTICE \*\* 1-800-357-2262 (Mon-Fri, 7:30 AM - 8:00 PM)**  
**Your bill is now past due. Payment of \$9,555.89 must be received by 1/2/2018 or service may be shut off. A security deposit may be required if late payments continue. A statement of customer rights and fees is shown on the reverse side.**

**Si en el futuro usted desea recibir la notificación de desconexión de servicio en español, por favor llame al 1-800-357-2262.**

Electric suppliers in New Jersey are required to provide information annually about the environmental characteristics of the electricity they supply to customers. For information about the environmental characteristics of the electricity that PSE&G procures for Basic Generation Service customers, please visit [pseg.com/envirolabel](http://pseg.com/envirolabel)

**Carbon monoxide (CO) poisoning is more common in cold weather.** Install CO detectors throughout your home or business. To learn more about how to protect yourself, visit [pseg.com/safety](http://pseg.com/safety).

**All PSE&G employees carry identification cards with their pictures on it.** For your safety, ask to see the ID card of any PSE&G employee visiting your home or business.

# Statement of Customer Rights

PSE&G IS SUBJECT TO THE JURISDICTION OF THE N.J. BOARD OF PUBLIC UTILITIES (BPU), 44 SOUTH CLINTON AVENUE, TRENTON, NJ 08625, 1-609-341-9188 OR TOLL FREE 1-800-624-0241. **HOWEVER, YOU SHOULD CONTACT PSE&G ON ANY BILLING OR SERVICE QUESTIONS BEFORE CALLING THE BPU. THE PSE&G PHONE NUMBER IS SHOWN ON THE FRONT OF THE BILL.**

IF YOU ARE UNABLE TO MAKE A PAYMENT, YOU MAY DISCUSS REASONABLE PAYMENT ARRANGEMENTS BY VISITING ONE OF OUR CUSTOMER SERVICE CENTERS OR BY CALLING OUR CREDIT AND COLLECTION CENTER AT 1-800-357-2262 BETWEEN THE HOURS OF 7:30 AM AND 8:00 PM (MON - FRI). IF YOU WISH TO CONTEST YOUR BILL, YOU MAY VISIT ONE OF OUR CUSTOMER SERVICE CENTERS OR CALL OUR CUSTOMER INQUIRY CENTER AT 1-800-436-7734, MON - FRI, 7:00 AM - 8:00 PM AND SAT, 7:00 AM - 5:00 PM.

YOU MAY HAVE COUNSEL OR THIRD PARTY REPRESENTATION WHEN APPEARING BEFORE PSE&G TO CONTEST A BONA FIDE DISPUTED CHARGE.

IF WITHIN FIVE DAYS A REQUEST IS MADE TO THE BPU FOR AN INVESTIGATION OF THE DISPUTED CHARGE, SERVICE WILL NOT BE DISCONTINUED BECAUSE OF NONPAYMENT OF BILLS PROVIDED ALL UNDISPUTED CHARGES ARE PAID.

YOU MAY CONTACT THE BPU TO REQUEST ASSISTANCE IN THE RESOLUTION OF A BONA FIDE DISPUTED CHARGE. YOU MAY ALSO REQUEST A FORMAL HEARING WITH THE BPU CONCERNING SUCH A DISPUTED CHARGE.

**\*\* Additional Shut Off Information \*\* 1-800-357-2262 (Mon-Fri, 7:30 AM - 8:00 PM)**

**A reconnection fee of \$45.00 will be charged for each service that is shut off. Service may not be restored on the same day payment is made. A fee of \$30.00 will be charged if a visit is made to collect past due bills. A late payment fee may be charged for past due bills. You can avoid a security deposit and poor credit rating by paying bills by their due date.**





December 2017  
 Account number 42 003 456 09  
 Visit our website: [www.pseg.com](http://www.pseg.com)

**PSE&G Gas**

Usage	Meter <b>3637662</b>
Actual reading Dec 14	298079
Actual reading Nov 13	288349
Conversion to CCF	x 1.0339
CCF total	10059.847
Conversion to therms	x 1.03500
<b>Total therms</b>	<b>10411.942</b>
<b>Gas Deliveries</b>	
Bill period deliveries	8945.539
Imbalance*	1466.403 +

\*See text

<b>Charges</b>	PoD ID: PG000011626833545191	Rate - LVG
<b>Delivery</b>		
Service charge		\$107.00
<b>Distribution charge</b>		
First	1000.000 therms @ \$0.0472700	47.27
Next	9411.942 therms @ \$0.0427276	402.15
Demand	419.035 therms @ \$4.1082010	1,721.48
Balancing charge	10406.483 therms @ \$0.11339760	1,180.07
Societal Benefits	10411.942 therms @ \$0.04405330	458.68
<b>Total Delivery</b>		<b>\$3,916.65</b>
<b>Total gas charges</b>		<b>\$3,916.65</b>

A history of PSE&G's monthly Basic Gas Supply Service (BGSS) prices are located on our website at [www.pseg.com](http://www.pseg.com).

\* The Imbalance of 1466.403+ will be applied to your Gas Deliveries in the month of February. The amount and month applied may differ if you are switching third party suppliers or your account requires an adjustment.



### Electronic Check Conversion

When you pay by check, you authorize PSE&G to use your check to make a one-time electronic fund transfer from your account. If you do not wish to participate, call 1-800-436-PSEG.

### Electric & Gas Rate Information

For news about PSE&G's rate filing and upcoming public hearings visit [www.pseg.com/pseandofilings](http://www.pseg.com/pseandofilings)

### Customer Service Centers

Open Monday through Friday, during the hours noted.

Bayonne, 608 Broadway	8am to 4:00pm
Burlington, 501 High Street	8am to 4:00pm
Camden, 1 Port Center	8am to 4:00pm
Elizabeth, 550 N. Broad Street	8am to 4:00pm
Hackensack, 214 Hudson Street	8am to 4:00pm
Hoboken, 615 Washington Street	8am to 4:00pm
Jersey City, 35 Journal Square (Corner of Bergen Ave. & Newkirk St.)	8am to 4:00pm
Newark, 80 Park Plaza	8am to 4:00pm
New Brunswick, 317 George St.	8am to 4:00pm
West Orange, 59 Main St.	8am to 4:00pm
Passaic, 651 Main Ave	8am to 4:00pm
Paterson, 301 Main St (30 Clark St)	8am to 4:00pm
Perth Amboy, 286 State St.	8am to 4:00pm
Plainfield, 120 West Seventh Street	8am to 4:00pm
Trenton, 28 West State Street	8am to 4:00pm
Union City, 4808 Bergenline Avenue	8am to 4:00pm

### Bill Form Definitions

**Service Charge:** A fixed monthly charge related to metering, billing and account maintenance.

**Distribution Charges (Gas):** Charges related to delivering gas through pipes from supply sources to the customer. These charges include a therm component, and in November through March on certain rate schedules, also include a demand component.

### Bill Form Definitions (continued)

**Balancing Charge (Gas):** This charge reflects storage related costs associated with winter gas use. This charge is only applicable in the billing months of November through March.

**Demand (Gas):** The highest average daily use of gas over the most recent billing months of November to March.

**Supply (Gas):** Charges for customers who do not choose a competitive gas supplier are called Basic Gas Supply Service (BGSS). The charges include the cost of the natural gas as well as the cost of interstate delivery of the gas to New Jersey.

**Distribution Charges (Electric):** Charges related to delivering electricity through wires from supply sources to the customer. These charges include both kilowatthour (kWh) and demand (kW) components.

**Measured Demand (Electric):** The maximum use of electricity at any time during a month or monthly time period (on or off-peak).

#### Annual Demand (Electric):

(For Rate HTS): The highest Measured Demand over the most recent 12 months.

(For Rates MD, ED, LPLS, LPLP): The highest Measured Demand in any time period in the current month.

**Summer Demand (Electric):** The Measured Demand (excluding off-peak) in each billing month of June through September.

**Societal Benefits:** This charge recovers the cost of government mandated programs designed to achieve public policy goals, such as energy conservation.

**Securitization Transition:** This charge recovers costs and associated taxes for transition bonds and for BGS transition bonds collected by PSE&G as servicer on behalf of PSE&G Transition Funding LLC and PSE&G Transition Funding II LLC, respectively.

**Supply Capacity (Electric):** A customer's share of the generation and transmission facilities, measured in kilowatts (kW), which must be procured to serve the system annual peak usage. The customer's share is calculated from the customer's peak usage in the prior year's summer. For new customers without prior summer usage the share is calculated from connected load.

**Supply (Electric):** Charges for customers who do not choose a competitive electric supplier are called Basic Generation Service (BGS). The charges include the energy as well as the generation and transmission facilities necessary to produce and transmit the energy.

**TDD** number for the hearing impaired 1 800 225-0072



**For service at**

173 BELLEVUE AVE HEBRON MID  
MONTCLAIR TWP NJ  
07043-1818

**1 855-BIZ-PSEG (249-7734)**

**Emergencies 24 hours/7days**

Business customer service  
7 AM - 5.30 PM Mon - Fri  
Closed on weekend and Holidays

Visit our website  
[www.pseg.com](http://www.pseg.com)

Inquiries by mail  
PSE&G  
PO Box 14444  
New Brunswick NJ 08906-4444

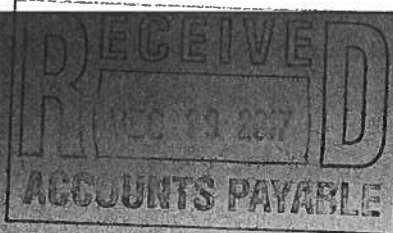
**Important Dates**

Your payment for current charges  
is due January 02, 2018.

Your meter(s) are scheduled to be  
read on or about January 16.

To make a payment from a credit  
card Log In to **My Account** at  
[pseg.com](http://pseg.com) or call 1 888-575-6273

Monthly Statement  
DECEMBER 2017  
Account number 42 003 456 09



000093 000000273



MONTCLAIR BD OF ED  
MONTCLAIR TWP OF  
22 VALLEY RD  
MONTCLAIR NJ 07042-2709

**Account Summary**

PSE&G balance from last bill	\$15,394.51
Payment received Nov 27 - Thank You!	-5,838.62
Current PSE&G - Electric charges for 1 meter	6,388.82
<b>Total Amount Due</b>	<b>\$15,944.71</b>

**\*\* SHUT-OFF NOTICE \*\* 1-800-357-2262 (Mon-Fri, 7:30 AM - 8:00 PM)**  
**Your bill is now past due. Payment of \$9,555.89 must be received by 1/2/2018 or service may be shut off. A security deposit may be required if late payments continue. A statement of customer rights and fees is shown on the reverse side.**

**Si en el futuro usted desea recibir la notificación de desconexión de servicio en español, por favor llame al 1-800-357-2262.**

Electric suppliers in New Jersey are required to provide information annually about the environmental characteristics of the electricity they supply to customers. For information about the environmental characteristics of the electricity that PSE&G procures for Basic Generation Service customers, please visit [pseg.com/envirolabel](http://pseg.com/envirolabel)

**Carbon monoxide (CO) poisoning is more common in cold weather.** Install CO detectors throughout your home or business. To learn more about how to protect yourself, visit [pseg.com/safety](http://pseg.com/safety).

# Statement of Customer Rights

PSE&G IS SUBJECT TO THE JURISDICTION OF THE N.J. BOARD OF PUBLIC UTILITIES (BPU), 44 SOUTH CLINTON AVENUE, TRENTON, NJ 08625, 1-609-341-9188 OR TOLL FREE 1-800-624-0241. **HOWEVER, YOU SHOULD CONTACT PSE&G ON ANY BILLING OR SERVICE QUESTIONS BEFORE CALLING THE BPU. THE PSE&G PHONE NUMBER IS SHOWN ON THE FRONT OF THE BILL.**

IF YOU ARE UNABLE TO MAKE A PAYMENT, YOU MAY DISCUSS REASONABLE PAYMENT ARRANGEMENTS BY VISITING ONE OF OUR CUSTOMER SERVICE CENTERS OR BY CALLING OUR CREDIT AND COLLECTION CENTER AT 1-800-357-2262 BETWEEN THE HOURS OF 7:30 AM AND 8:00 PM (MON - FRI). IF YOU WISH TO CONTEST YOUR BILL, YOU MAY VISIT ONE OF OUR CUSTOMER SERVICE CENTERS OR CALL OUR CUSTOMER INQUIRY CENTER AT 1-800-436-7734, MON - FRI, 7:00 AM - 8:00 PM AND SAT, 7:00 AM - 5:00 PM.

YOU MAY HAVE COUNSEL OR THIRD PARTY REPRESENTATION WHEN APPEARING BEFORE PSE&G TO CONTEST A BONA FIDE DISPUTED CHARGE.

IF WITHIN FIVE DAYS A REQUEST IS MADE TO THE BPU FOR AN INVESTIGATION OF THE DISPUTED CHARGE, SERVICE WILL NOT BE DISCONTINUED BECAUSE OF NONPAYMENT OF BILLS PROVIDED ALL UNDISPUTED CHARGES ARE PAID.

YOU MAY CONTACT THE BPU TO REQUEST ASSISTANCE IN THE RESOLUTION OF A BONA FIDE DISPUTED CHARGE. YOU MAY ALSO REQUEST A FORMAL HEARING WITH THE BPU CONCERNING SUCH A DISPUTED CHARGE.

**\*\* Additional Shut Off Information \*\* 1-800-357-2262 (Mon-Fri, 7:30 AM - 8:00 PM)**

**A reconnection fee of \$45.00 will be charged for each service that is shut off. Service may not be restored on the same day payment is made. A fee of \$30.00 will be charged if a visit is made to collect past due bills. A late payment fee may be charged for past due bills. You can avoid a security deposit and poor credit rating by paying bills by their due date.**



**PSE&G Electric**

Usage	Meter 9205674
<b>Reading Dec 13</b>	
On-Peak actual	4415
Off-Peak1	
Off-Peak2	
<b>Reading Nov 11</b>	
On-Peak actual	4261
Off-Peak1	
Off-Peak2	
Multiplier	400
Total On kWh	38,742
Total Off kWh	22,857
Total kWh	61,599
<b>Distribution Demands</b>	
Annual Demand kW	195.80
<b>Measured Demands</b>	
On-Peak kW	195.80
Off-Peak2 kW	180.00
Constant	400
<b>Supply Capacity</b>	
Generation kW	64.69
Transmission kW	53.43

Charges	PoD ID: PE000011626834345191	Rate - LPLS
<b>Delivery</b>		
Service charge		\$371.68
<b>Distribution charges</b>		
Annual Demand	195.80 kW @ \$3.827783453	749.48
kWh - On-peak	38742 kWh @ \$0.001048991	40.64
kWh - Off-peak	22857 kWh @ \$0.001049132	23.98
Societal Benefits	61599 kWh @ \$0.007366029	453.74
<b>Sub-Total Delivery</b>		<b>\$1,639.52</b>
<b>Supply*</b>		
<b>BGS Capacity</b>		
Generation	64.69 kW @ \$6.188040001	400.36
Transmission	53.43 kW @ \$8.564557483	457.63
<b>BGS Energy</b>		
On-peak	22448 kWh @ \$0.068182021	1,530.55
Next	16294 kWh @ \$0.077426046	1,261.58
Off-peak	13692 kWh @ \$0.044382851	607.69
Next	9165 kWh @ \$0.053626841	491.49
<b>Sub-Total Supply</b>		<b>\$4,749.30</b>
<b>Total electric charges</b>		<b>\$6,388.82</b>

\*The total supply amount (\$4,749.30) is your Price to Compare for this month should you consider another electric supplier for these services. Your Price to Compare varies each month depending upon your usage pattern.

PBMAIL\_DBF\_000094\_HR\_11000000



### Electronic Check Conversion

When you pay by check, you authorize PSE&G to use your check to make a one-time electronic fund transfer from your account. If you do not wish to participate, call 1-800-436-PSEG.

### Electric & Gas Rate Information

For news about PSE&G's rate filing and upcoming public hearings visit [www.pseg.com/pseandgfilings](http://www.pseg.com/pseandgfilings)

### Customer Service Centers

Open Monday through Friday, during the hours noted.

Bayonne, 608 Broadway	8am to 4:00pm
Burlington, 501 High Street	8am to 4:00pm
Camden, 1 Port Center	8am to 4:00pm
Elizabeth, 550 N. Broad Street	8am to 4:00pm
Hackensack, 214 Hudson Street	8am to 4:00pm
Hoboken, 615 Washington Street	8am to 4:00pm
Jersey City, 35 Journal Square (Corner of Bergen Ave. & Newkirk St.)	8am to 4:00pm
Newark, 80 Park Plaza	8am to 4:00pm
New Brunswick, 317 George St.	8am to 4:00pm
West Orange, 59 Main St.	8am to 4:00pm
Passaic, 651 Main Ave	8am to 4:00pm
Paterson, 301 Main St (30 Clark St)	8am to 4:00pm
Perth Amboy, 286 State St.	8am to 4:00pm
Plainfield, 120 West Seventh Street	8am to 4:00pm
Trenton, 28 West State Street	8am to 4:00pm
Union City, 4808 Bergenline Avenue	8am to 4:00pm

### Bill Form Definitions

**Service Charge:** A fixed monthly charge related to metering, billing and account maintenance.

**Distribution Charges (Gas):** Charges related to delivering gas through pipes from supply sources to the customer. These charges include a therm component, and in November through March on certain rate schedules, also include a demand component.

### Bill Form Definitions (continued)

**Balancing Charge (Gas):** This charge reflects storage related costs associated with winter gas use. This charge is only applicable in the billing months of November through March.

**Demand (Gas):** The highest average daily use of gas over the most recent billing months of November to March.

**Supply (Gas):** Charges for customers who do not choose a competitive gas supplier are called Basic Gas Supply Service (BGSS). The charges include the cost of the natural gas as well as the cost of interstate delivery of the gas to New Jersey.

**Distribution Charges (Electric):** Charges related to delivering electricity through wires from supply sources to the customer. These charges include both kilowatthour (kWh) and demand (kW) components.

**Measured Demand (Electric):** The maximum use of electricity at any time during a month or monthly time period (on or off-peak).

#### Annual Demand (Electric):

(For Rate HTS): The highest Measured Demand over the most recent 12 months.

(For Rates MD, ED, LPLS, LPLP) The highest Measured Demand in any time period in the current month.

**Summer Demand (Electric):** The Measured Demand (excluding off-peak) in each billing month of June through September.

**Societal Benefits:** This charge recovers the cost of government mandated programs designed to achieve public policy goals, such as energy conservation.

**Securitization Transition:** This charge recovers costs and associated taxes for transition bonds and for BGS transition bonds collected by PSE&G as servicer on behalf of PSE&G Transition Funding LLC and PSE&G Transition Funding II LLC, respectively.

**Supply Capacity (Electric):** A customer's share of the generation and transmission facilities, measured in kilowatts (kW), which must be procured to serve the system annual peak usage. The customer's share is calculated from the customer's peak usage in the prior year's summer. For new customers without prior summer usage the share is calculated from connected load.

**Supply (Electric):** Charges for customers who do not choose a competitive electric supplier are called Basic Generation Service (BGS). The charges include the energy as well as the generation and transmission facilities necessary to produce and transmit the energy.

**TDD** number for the hearing impaired 1 800 225-0072



**For service at**

100 CHESTNUT ST HIGH SCH  
MONTCLAIR TWP NJ  
07042-2908

**1 855-BIZ-PSEG (249-7734)**  
**Emergencies 24 hours/7days**

Business customer service  
7 AM - 5.30 PM Mon - Fri  
Closed on weekend and Holidays

Visit our website  
[www.pseg.com](http://www.pseg.com)

Inquiries by mail  
PSE&G  
PO Box 14444  
New Brunswick NJ 08906-4444

**Important Dates**

Your payment  
is due January 02, 2018.

Your meter(s) are scheduled to be  
read on or about January 17.

To make a payment from a credit  
card Log In to **My Account** at  
[pseg.com](http://pseg.com) or call 1 888-575-6273

Monthly Statement  
**DECEMBER 2017**  
Account number 42 003 519 00



000071 000000310

MONTCLAIR BD OF ED  
TWSP OF MONTCLAIR  
22 VALLEY RD  
MONTCLAIR NJ 07042-2709

**Account Summary**

PSE&G balance from last bill	\$8,899.79
Current PSE&G - Gas charges for 2 meters	4,865.01
<b>Total Amount Due On Jan 2, 2018</b>	<b>\$13,764.80</b>

Electric suppliers in New Jersey are required to provide information annually about the environmental characteristics of the electricity they supply to customers. For information about the environmental characteristics of the electricity that PSE&G procures for Basic Generation Service customers, please visit [pseg.com/envirolabel](http://pseg.com/envirolabel)

**Carbon monoxide (CO) poisoning is more common in cold weather.** Install CO detectors throughout your home or business. To learn more about how to protect yourself, visit [pseg.com/safety](http://pseg.com/safety).

**Call before you dig when starting a major project** that involves digging. Even if you think there is no underground equipment on your property, you must call the **New Jersey One-Call Center** at **1-800-272-1000** or **811** three business days before any work begins.

**At PSE&G, we are committed to supporting your business needs.** That's why we created a dedicated, toll-free phone number to address your energy questions and concerns. **PSE&G's Business Solutions Center** is available Monday-Friday, 7:00 a.m. - 5:30 p.m. at **1-855-249-7734 (1-855-BIZ-PSEG)**.

### Electronic Check Conversion

When you pay by check, you authorize PSE&G to use your check to make a one-time electronic fund transfer from your account. If you do not wish to participate, call 1-800-436-PSEG.

### Electric & Gas Rate Information

For news about PSE&G's rate filing and upcoming public hearings visit [www.pseg.com/pseandgfilings](http://www.pseg.com/pseandgfilings)

### Customer Service Centers

Open Monday through Friday, during the hours noted

Bayonne, 608 Broadway	8am to 4:00pm
Burlington, 501 High Street	8am to 4:00pm
Camden, 1 Port Center	8am to 4:00pm
Elizabeth, 550 N. Broad Street	8am to 4:00pm
Hackensack, 214 Hudson Street	8am to 4:00pm
Hoboken, 615 Washington Street	8am to 4:00pm
Jersey City, 35 Journal Square (Corner of Bergen Ave. & Newkirk St.)	8am to 4:00pm
Newark, 80 Park Plaza	8am to 4:00pm
New Brunswick, 317 George St.	8am to 4:00pm
West Orange, 59 Main St.	8am to 4:00pm
Passaic, 651 Main Ave	8am to 4:00pm
Paterson, 301 Main St (30 Clark St)	8am to 4:00pm
Perth Amboy, 286 State St	8am to 4:00pm
Plainfield, 120 West Seventh Street	8am to 4:00pm
Trenton, 28 West State Street	8am to 4:00pm
Union City, 4808 Bergenline Avenue	8am to 4:00pm

### Bill Form Definitions

**Service Charge:** A fixed monthly charge related to metering, billing and account maintenance.

**Distribution Charges (Gas):** Charges related to delivering gas through pipes from supply sources to the customer. These charges include a therm component, and in November through March on certain rate schedules also.

### Bill Form Definitions (continued)

**Balancing Charge (Gas):** This charge reflects storage related costs associated with winter gas use. This charge is only applicable in the billing months of November through March.

**Demand (Gas):** The highest average daily use of gas over the most recent billing months of November to March.

**Supply (Gas):** Charges for customers who do not choose a competitive gas supplier are called Basic Gas Supply Service (BGSS). The charges include the cost of the natural gas as well as the cost of interstate delivery of the gas to New Jersey.

**Distribution Charges (Electric):** Charges related to delivering electricity through wires from supply sources to the customer. These charges include both kilowatthour (kWh) and demand (kW) components.

**Measured Demand (Electric):** The maximum use of electricity at any time during a month or monthly time period (on or off-peak).

#### Annual Demand (Electric):

(For Rate HTS): The highest Measured Demand over the most recent 12 months.

(For Rates MD, ED, LPLS, LPLP): The highest Measured Demand in any time period in the current month.

**Summer Demand (Electric):** The Measured Demand (excluding off-peak) in each billing month of June through September.

**Societal Benefits:** This charge recovers the cost of government mandated programs designed to achieve public policy goals, such as energy conservation.

**Securitization Transition:** This charge recovers costs and associated taxes for transition bonds and for BGS transition bonds collected by PSE&G as servicer on behalf of PSE&G Transition Funding LLC and PSE&G Transition Funding II LLC, respectively.

**Supply Capacity (Electric):** A customer's share of the generation and transmission facilities, measured in kilowatts (kW), which must be procured to serve the system annual peak usage. The customer's share is calculated from the customer's peak usage in the prior year's summer. For new customers without prior summer usage the share is calculated from connected load.

**Supply (Electric):** Charges for customers who do not choose a competitive electric supplier are called Basic Generation Service (BGS). The charges include the energy as well as the generation and transmission facilities necessary to produce and transmit the energy.

**TDD** number for the hearing impaired 1 800 225-0072





**PSE&G Gas**

Usage	Meter	2579052
Actual reading Dec 14		9896
Actual reading Nov 13		8986
Conversion to CCF	x 1.0682	
CCF total		972.062
Conversion to therms	x 1.03500	
Total therms		1006.084

Gas Deliveries	
Bill period deliveries	836.159
Imbalance*	169.925 +

\*See text

Usage	Meter	1784994
Actual reading Dec 14		537210
Actual reading Nov 13		526278
Conversion to CCF	x 1.0070	
CCF total		11008.524
Conversion to therms	x 1.03500	
Total therms		11393.822

Gas Deliveries	
Bill period deliveries	9708.974
Imbalance*	1684.848 +

\*See text

**Charges** PoD ID: PG000008461142538751 Rate - GSG

**Delivery**

Service charge		\$12.44
Distribution charge	1006.084 therms @ \$0.2698482	271.49
Balancing charge	849.958 therms @ \$0.11339380	96.38
Societal Benefits	1006.084 therms @ \$0.04405200	44.32

**Total Delivery \$424.63**

**Total gas charges \$424.63**

A history of PSE&G's monthly Basic Gas Supply Service (BGSS) prices are located on our website at [www.pseg.com](http://www.pseg.com).

\* The Imbalance of 169.925+ will be applied to your Gas Deliveries in the month of February. The amount and month applied may differ if you are switching third party suppliers or your account requires an adjustment.

**Charges** PoD ID: PG000008461143338751 Rate - LVG

**Delivery**

Service charge		\$107.00
Distribution charge		
First	1000.000 therms @ \$0.0472700	47.27
Next	10393.822 therms @ \$0.0427283	444.11
Demand	506.704 therms @ \$4.1081973	2,081.64
Balancing charge	11097.504 therms @ \$0.11339760	1,258.43
Societal Benefits	11393.822 therms @ \$0.04405280	501.93

**Total Delivery \$4,440.38**

**Total gas charges \$4,440.38**

A history of PSE&G's monthly Basic Gas Supply Service (BGSS) prices are located on our website at [www.pseg.com](http://www.pseg.com).

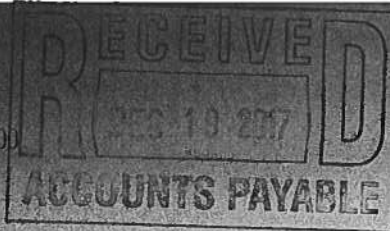
\* The Imbalance of 1684.848+ will be applied to your Gas Deliveries in the month of February. The amount and month applied may differ if you are switching third party suppliers or your account requires an adjustment.







Monthly Statement  
 DECEMBER 2017  
 Account number 42 003 519 00



**For service at**

100 CHESTNUT ST HIGH SCH  
 MONTCLAIR TWP NJ  
 07042-2908

**1 855-BIZ-PSEG (249-7734)**

**Emergencies 24 hours/7days**

Business customer service  
 7 AM - 5.30 PM Mon - Fri  
 Closed on weekend and Holidays

Visit our website  
[www.pseg.com](http://www.pseg.com)

Inquiries by mail  
 PSE&G  
 PO Box 14444  
 New Brunswick NJ 08906-4444

**Important Dates**

Your payment  
 is due January 02, 2018.

Your meter(s) are scheduled to be  
 read on or about January 11.

To make a payment from a credit  
 card Log In to **My Account** at  
[pseg.com](http://pseg.com) or call 1 888-575-6273

000089 000000275



MONTCLAIR BD OF ED  
 TWSP OF MONTCLAIR  
 22 VALLEY RD  
 MONTCLAIR NJ 07042-2709

*E = 10,667.07*

**Account Summary**

PSE&G balance from last bill	\$9,683.81
Payment received Nov 27 - Thank You!	-11,451.09
Current PSE&G - Electric charges for 1 meter	2,483.71
Meter Product Charges	2.00
DIRECT ENERGY BUSINESS, LLC Electric Charges	8,181.36
<b>Total Amount Due On Jan 2, 2018</b>	<b>\$8,899.79</b>

Electric suppliers in New Jersey are required to provide information annually about the environmental characteristics of the electricity they supply to customers. For information about the environmental characteristics of the electricity that PSE&G procures for Basic Generation Service customers, please visit [pseg.com/envirolabel](http://pseg.com/envirolabel)

**Carbon monoxide (CO) poisoning is more common in cold weather.** Install CO detectors throughout your home or business. To learn more about how to protect yourself, visit [pseg.com/safety](http://pseg.com/safety).

**Call before you dig when starting a major project** that involves digging. Even if you think there is no underground equipment on your property, you must call the **New Jersey One-Call Center** at **1-800-272-1000** or **811** three business days before any work begins.

**All PSE&G employees carry identification cards with their pictures on it.** For your safety, ask to see the ID card of any PSE&G employee visiting your home or business.

### Electronic Check Conversion

When you pay by check, you authorize PSE&G to use your check to make a one-time electronic fund transfer from your account. If you do not wish to participate, call 1-800-436-PSEG.

### Electric & Gas Rate Information

For news about PSE&G's rate filing and upcoming public hearings visit [www.pseg.com/pseandtilings](http://www.pseg.com/pseandtilings)

### Customer Service Centers

Open Monday through Friday, during the hours noted

Bayonne, 608 Broadway	8am to 4:00pm
Burlington, 501 High Street	8am to 4:00pm
Camden, 1 Port Center	8am to 4:00pm
Elizabeth, 550 N. Broad Street	8am to 4:00pm
Hackensack, 214 Hudson Street	8am to 4:00pm
Hoboken, 615 Washington Street	8am to 4:00pm
Jersey City, 35 Journal Square (Corner of Bergen Ave. & Newkirk St.)	8am to 4:00pm
Newark, 80 Park Plaza	8am to 4:00pm
New Brunswick, 317 George St.	8am to 4:00pm
West Orange, 59 Main St.	8am to 4:00pm
Passaic, 651 Main Ave	8am to 4:00pm
Paterson, 301 Main St (30 Clark St)	8am to 4:00pm
Perth Amboy, 286 State St	8am to 4:00pm
Plainfield, 120 West Seventh Street	8am to 4:00pm
Trenton, 28 West State Street	8am to 4:00pm
Union City, 4808 Bergenline Avenue	8am to 4:00pm

### Bill Form Definitions

**Service Charge:** A fixed monthly charge related to metering, billing and account maintenance.

**Distribution Charges (Gas):** Charges related to delivering gas through pipes from supply sources to the customer. These charges include a therm component, and in November through March on certain rate schedules also.

### Bill Form Definitions (continued)

**Balancing Charge (Gas):** This charge reflects storage related costs associated with winter gas use. This charge is only applicable in the billing months of November through March.

**Demand (Gas):** The highest average daily use of gas over the most recent billing months of November to March.

**Supply (Gas):** Charges for customers who do not choose a competitive gas supplier are called Basic Gas Supply Service (BGSS). The charges include the cost of the natural gas as well as the cost of interstate delivery of the gas to New Jersey.

**Distribution Charges (Electric):** Charges related to delivering electricity through wires from supply sources to the customer. These charges include both kilowatthour (kWh) and demand (kW) components.

**Measured Demand (Electric):** The maximum use of electricity at any time during a month or monthly time period (on or off-peak).

#### Annual Demand (Electric):

(For Rate HTS): The highest Measured Demand over the most recent 12 months.

(For Rates MD, ED, LPLS, LPLP): The highest Measured Demand in any time period in the current month.

**Summer Demand (Electric):** The Measured Demand (excluding off-peak) in each billing month of June through September.

**Societal Benefits:** This charge recovers the cost of government mandated programs designed to achieve public policy goals, such as energy conservation.

**Securitization Transition:** This charge recovers costs and associated taxes for transition bonds and for BGS transition bonds collected by PSE&G as servicer on behalf of PSE&G Transition Funding LLC and PSE&G Transition Funding II LLC, respectively.

**Supply Capacity (Electric):** A customer's share of the generation and transmission facilities, measured in kilowatts (kW), which must be procured to serve the system annual peak usage. The customer's share is calculated from the customer's peak usage in the prior year's summer. For new customers without prior summer usage the share is calculated from connected load.

**Supply (Electric):** Charges for customers who do not choose a competitive electric supplier are called Basic Generation Service (BGS). The charges include the energy as well as the generation and transmission facilities necessary to produce and transmit the energy.

**TDD** number for the hearing impaired 1 800 225-0072



**PSE&G Electric**

Usage	Meter 9213601
<b>Reading Dec 11</b>	
On-Peak actual	8246
Off-Peak1	
Off-Peak2	
<b>Reading Nov 9</b>	
On-Peak actual	8003
Off-Peak1	
Off-Peak2	
Multiplier	400
Total On kWh	58,526
Total Off kWh	38,709
<b>Total kWh</b>	<b>97,235</b>
<b>Distribution Demands</b>	
Annual Demand kW	338.00
<b>Measured Demands</b>	
On-Peak kW	338.00
Off-Peak2 kW	250.60
Constant	400
<b>Supply Capacity</b>	
Generation kW	193.76
Transmission kW	138.31

Charges	PoD ID: PE000008461144138751	Rate - LPLS
<b>Delivery</b>		
Service charge		\$371.68
<b>Distribution charges</b>		
Annual Demand	338.00 kW @ \$3.827810651	1,293.80
kWh - On-peak	58526 kWh @ \$0.001048936	61.39
kWh - Off-peak	38709 kWh @ \$0.001049110	40.61
Societal Benefits	97235 kWh @ \$0.007365969	716.23
<b>Sub-Total Delivery</b>		<b>\$2,483.71</b>
<b>Total electric charges</b>		<b>\$2,483.71</b>

*\*You are currently purchasing your electric supply from another supplier. If you had been purchasing your electric supply from PSE&G, you would have been billed \$8,408.32 for this supply. This is your Price to Compare, which varies each month depending upon your usage pattern.*

**Meter Products and Services**

Meter	Description	Amount
E 9213601	Elec web (internet access)	\$2.00
<b>Total</b>		<b>\$2.00</b>

**DIRECT ENERGY BUSINESS, LLC**


*Through the CHOICE Program, you have chosen to purchase electricity from DIRECT ENERGY BUSINESS, LLC. If you have any questions, please contact them directly at 888-925-9115.*

Adjustments	0.00
Current charges	8,181.36
<b>Total DIRECT ENERGY BUSINESS, LLC Charges</b>	<b>\$8,181.36</b>

Trans Adj - 97,235.1 Kwh Total @ \$0.00035/Kwh  
 Fixed Price - 97,235.1 Kwh Total @ \$0.08379/Kwh



PEMAIL\_DBF\_000090\_HR\_11000000





**For service at**

54 ORANGE RD HILLSIDE  
MONTCLAIR TWP NJ  
07042-2110

**1 855-BIZ-PSEG (249-7734)**  
**Emergencies 24 hours/7days**  
Business customer service  
7 AM - 5.30 PM Mon - Fri  
Closed on weekend and Holidays

Visit our website  
[www.pseg.com](http://www.pseg.com)

Inquiries by mail  
PSE&G  
PO Box 14444  
New Brunswick NJ 08906-4444

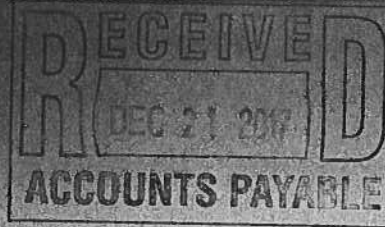
**Important Dates**

Your payment for current charges  
is due January 02, 2018.

Your meter(s) are scheduled to be  
read on or about January 17.

To make a payment from a credit  
card Log In to **My Account** at  
[pseg.com](http://pseg.com) or call 1 888-575-6273

Monthly Statement  
**DECEMBER 2017**  
Account number 42 007 763 08



000073 000000309



MONTCLAIR BD OF ED  
MONTCLAIR TWP OF  
22 VALLEY RD  
MONTCLAIR NJ 07042-2709

**Account Summary**

PSE&G balance from last bill	\$6,294.03
Current PSE&G - Gas charges for 1 meter	128.89
<b>Total Amount Due</b>	<b>\$6,422.92</b>

**\*\* SHUT-OFF NOTICE \*\* 1-800-357-2262 (Mon-Fri, 7:30 AM - 8:00 PM)**  
**Your bill is now past due. Payment of \$2,689.42 must be received by 1/2/2018 or service may be shut off. A security deposit may be required if late payments continue. A statement of customer rights and fees is shown on the reverse side.**

**Si en el futuro usted desea recibir la notificación de desconexión de servicio en español, por favor llame al 1-800-357-2262.**

Electric suppliers in New Jersey are required to provide information annually about the environmental characteristics of the electricity they supply to customers. For information about the environmental characteristics of the electricity that PSE&G procures for Basic Generation Service customers, please visit [pseg.com/envirolabel](http://pseg.com/envirolabel)

**Carbon monoxide (CO) poisoning is more common in cold weather.** Install CO detectors throughout your home or business. To learn more about how to protect yourself, visit [pseg.com/safety](http://pseg.com/safety).

**All PSE&G employees carry identification cards with their pictures on it.** For your safety, ask to see the ID card of any PSE&G employee visiting your home or business.

# Statement of Customer Rights

PSE&G IS SUBJECT TO THE JURISDICTION OF THE N.J. BOARD OF PUBLIC UTILITIES (BPU), 44 SOUTH CLINTON AVENUE, TRENTON, NJ 08625, 1-609-341-9188 OR TOLL FREE 1-800-624-0241. **HOWEVER, YOU SHOULD CONTACT PSE&G ON ANY BILLING OR SERVICE QUESTIONS BEFORE CALLING THE BPU. THE PSE&G PHONE NUMBER IS SHOWN ON THE FRONT OF THE BILL.**

IF YOU ARE UNABLE TO MAKE A PAYMENT, YOU MAY DISCUSS REASONABLE PAYMENT ARRANGEMENTS BY VISITING ONE OF OUR CUSTOMER SERVICE CENTERS OR BY CALLING OUR CREDIT AND COLLECTION CENTER AT 1-800-357-2262 BETWEEN THE HOURS OF 7:30 AM AND 8:00 PM (MON - FRI). IF YOU WISH TO CONTEST YOUR BILL, YOU MAY VISIT ONE OF OUR CUSTOMER SERVICE CENTERS OR CALL OUR CUSTOMER INQUIRY CENTER AT 1-800-436-7734, MON - FRI, 7:00 AM - 8:00 PM AND SAT, 7:00 AM - 5:00 PM.

YOU MAY HAVE COUNSEL OR THIRD PARTY REPRESENTATION WHEN APPEARING BEFORE PSE&G TO CONTEST A BONA FIDE DISPUTED CHARGE.

IF WITHIN FIVE DAYS A REQUEST IS MADE TO THE BPU FOR AN INVESTIGATION OF THE DISPUTED CHARGE, SERVICE WILL NOT BE DISCONTINUED BECAUSE OF NONPAYMENT OF BILLS PROVIDED ALL UNDISPUTED CHARGES ARE PAID.

YOU MAY CONTACT THE BPU TO REQUEST ASSISTANCE IN THE RESOLUTION OF A BONA FIDE DISPUTED CHARGE. YOU MAY ALSO REQUEST A FORMAL HEARING WITH THE BPU CONCERNING SUCH A DISPUTED CHARGE.

**\*\* Additional Shut Off Information \*\* 1-800-357-2262 (Mon-Fri, 7:30 AM - 8:00 PM)**

**A reconnection fee of \$45.00 will be charged for each service that is shut off. Service may not be restored on the same day payment is made. A fee of \$30.00 will be charged if a visit is made to collect past due bills. A late payment fee may be charged for past due bills. You can avoid a security deposit and poor credit rating by paying bills by their due date.**





**PSE&G Gas**

Usage	Meter <b>4225127</b>
Actual reading Dec 14	877
Actual reading Nov 13	589
Conversion to CCF	x 1.0120
CCF total	291.456
Conversion to therms	x 1.03500
<b>Total therms</b>	<b>301.657</b>

Gas Deliveries	
Bill period deliveries	274.435
Imbalance*	27.222 +

\*See text

**Charges** PoD ID: PG000010894967845191 Rate - GSG

<b>Delivery</b>		
Service charge		\$12.44
Distribution charge	301.657 therms @ \$0.2698429	81.40
Balancing charge	191.859 therms @ \$ 0.11341660	21.76
Societal Benefits	301.657 therms @ \$0.04405670	13.29

**Total Delivery \$128.89**

**Total gas charges \$128.89**

A history of PSE&G's monthly Basic Gas Supply Service (BGSS) prices are located on our website at [www.pseg.com](http://www.pseg.com).

\* The Imbalance of 27.222+ will be applied to your Gas Deliveries in the month of February. The amount and month applied may differ if you are switching third party suppliers or your account requires an adjustment.



### Electronic Check Conversion

When you pay by check, you authorize PSE&G to use your check to make a one-time electronic fund transfer from your account. If you do not wish to participate, call 1-800-436-PSEG.

### Electric & Gas Rate Information

For news about PSE&G's rate filing and upcoming public hearings visit [www.pseg.com/pseandgfilings](http://www.pseg.com/pseandgfilings)

### Customer Service Centers

Open Monday through Friday, during the hours noted.

Bayonne, 608 Broadway	8am to 4:00pm
Burlington, 501 High Street	8am to 4:00pm
Camden, 1 Port Center	8am to 4:00pm
Elizabeth, 550 N. Broad Street	8am to 4:00pm
Hackensack, 214 Hudson Street	8am to 4:00pm
Hoboken, 615 Washington Street	8am to 4:00pm
Jersey City, 35 Journal Square (Corner of Bergen Ave. & Newkirk St.)	8am to 4:00pm
Newark, 80 Park Plaza	8am to 4:00pm
New Brunswick, 317 George St.	8am to 4:00pm
West Orange, 59 Main St.	8am to 4:00pm
Passaic, 651 Main Ave	8am to 4:00pm
Paterson, 301 Main St (30 Clark St)	8am to 4:00pm
Perth Amboy, 286 State St.	8am to 4:00pm
Plainfield, 120 West Seventh Street	8am to 4:00pm
Trenton, 28 West State Street	8am to 4:00pm
Union City, 4808 Bergenline Avenue	8am to 4:00pm

### Bill Form Definitions

**Service Charge:** A fixed monthly charge related to metering, billing and account maintenance.

**Distribution Charges (Gas):** Charges related to delivering gas through pipes from supply sources to the customer. These charges include a therm component, and in November through March on certain rate schedules, also include a demand component.

### Bill Form Definitions (continued)

**Balancing Charge (Gas):** This charge reflects storage related costs associated with winter gas use. This charge is only applicable in the billing months of November through March.

**Demand (Gas):** The highest average daily use of gas over the most recent billing months of November to March.

**Supply (Gas):** Charges for customers who do not choose a competitive gas supplier are called Basic Gas Supply Service (BGSS). The charges include the cost of the natural gas as well as the cost of interstate delivery of the gas to New Jersey.

**Distribution Charges (Electric):** Charges related to delivering electricity through wires from supply sources to the customer. These charges include both kilowatt-hour (kWh) and demand (kW) components.

**Measured Demand (Electric):** The maximum use of electricity at any time during a month or monthly time period (on or off-peak).

#### Annual Demand (Electric):

(For Rate HTS): The highest Measured Demand over the most recent 12 months.

(For Rates MD, ED, LPLS, LPLP): The highest Measured Demand in any time period in the current month.

**Summer Demand (Electric):** The Measured Demand (excluding off-peak) in each billing month of June through September.

**Societal Benefits:** This charge recovers the cost of government mandated programs designed to achieve public policy goals, such as energy conservation.

**Securitization Transition:** This charge recovers costs and associated taxes for transition bonds and for BGS transition bonds collected by PSE&G as servicer on behalf of PSE&G Transition Funding LLC and PSE&G Transition Funding II LLC, respectively.

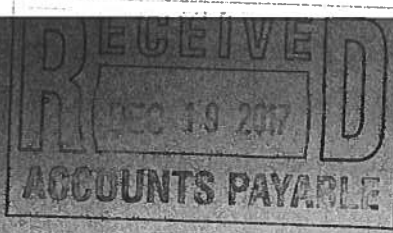
**Supply Capacity (Electric):** A customer's share of the generation and transmission facilities, measured in kilowatts (kW), which must be procured to serve the system annual peak usage. The customer's share is calculated from the customer's peak usage in the prior year's summer. For new customers without prior summer usage the share is calculated from connected load.

**Supply (Electric):** Charges for customers who do not choose a competitive electric supplier are called Basic Generation Service (BGS). The charges include the energy as well as the generation and transmission facilities necessary to produce and transmit the energy.

**TDD** number for the hearing impaired 1 800 225-0072



Monthly Statement  
 DECEMBER 2017  
 Account number 42 007 763 08



**For service at**

54 ORANGE RD HILLSIDE  
 MONTCLAIR TWP NJ  
 07042-2110

**1 855-BIZ-PSEG (249-7734)**  
**Emergencies 24 hours/7days**  
 Business customer service  
 7 AM - 5.30 PM Mon - Fri  
 Closed on weekend and Holidays

Visit our website  
[www.pseg.com](http://www.pseg.com)

Inquiries by mail  
 PSE&G  
 PO Box 14444  
 New Brunswick NJ 08906-4444

**Important Dates**

Your payment for current charges is due January 02, 2018.

Your meter(s) are scheduled to be read on or about January 11.

To make a payment from a credit card Log In to **My Account** at [pseg.com](http://pseg.com) or call 1 888-575-6273

000091 000000274



MONTCLAIR BD OF ED  
 MONTCLAIR TWP OF  
 22 VALLEY RD  
 MONTCLAIR NJ 07042-2709

*E = 3,082.61*

**Account Summary**

PSE&G balance from last bill	\$6,518.28
Payment received Nov 27 - Thank You!	-3,806.86
Current PSE&G - Electric charges for 1 meter	1,152.69
Meter Product Charges	2.00
DIRECT ENERGY BUSINESS, LLC Electric Charges	2,427.92
<b>Total Amount Due</b>	<b>\$6,294.03</b>

**\*\* SHUT-OFF NOTICE \*\* 1-800-357-2262 (Mon-Fri, 7:30 AM - 8:00 PM)**  
**Your bill is now past due. Payment of \$2,689.42 must be received by 1/2/2018 or service may be shut off. A security deposit may be required if late payments continue. A statement of customer rights and fees is shown on the reverse side.**

**Si en el futuro usted desea recibir la notificación de desconexión de servicio en español, por favor llame al 1-800-357-2262.**

Electric suppliers in New Jersey are required to provide information annually about the environmental characteristics of the electricity they supply to customers. For information about the environmental characteristics of the electricity that PSE&G procures for Basic Generation Service customers, please visit [pseg.com/envirolabel](http://pseg.com/envirolabel)

**All PSE&G employees carry identification cards with their pictures on it.** For your safety, ask to see the ID card of any PSE&G employee visiting your home or business.

# Statement of Customer Rights

PSE&G IS SUBJECT TO THE JURISDICTION OF THE N.J. BOARD OF PUBLIC UTILITIES (BPU), 44 SOUTH CLINTON AVENUE, TRENTON, NJ 08625, 1-609-341-9188 OR TOLL FREE 1-800-624-0241. **HOWEVER, YOU SHOULD CONTACT PSE&G ON ANY BILLING OR SERVICE QUESTIONS BEFORE CALLING THE BPU. THE PSE&G PHONE NUMBER IS SHOWN ON THE FRONT OF THE BILL.**

IF YOU ARE UNABLE TO MAKE A PAYMENT, YOU MAY DISCUSS REASONABLE PAYMENT ARRANGEMENTS BY VISITING ONE OF OUR CUSTOMER SERVICE CENTERS OR BY CALLING OUR CREDIT AND COLLECTION CENTER AT 1-800-357-2262 BETWEEN THE HOURS OF 7:30 AM AND 8:00 PM (MON - FRI). IF YOU WISH TO CONTEST YOUR BILL, YOU MAY VISIT ONE OF OUR CUSTOMER SERVICE CENTERS OR CALL OUR CUSTOMER INQUIRY CENTER AT 1-800-436-7734, MON - FRI, 7:00 AM - 8:00 PM AND SAT, 7:00 AM - 5:00 PM.

YOU MAY HAVE COUNSEL OR THIRD PARTY REPRESENTATION WHEN APPEARING BEFORE PSE&G TO CONTEST A BONA FIDE DISPUTED CHARGE.

IF WITHIN FIVE DAYS A REQUEST IS MADE TO THE BPU FOR AN INVESTIGATION OF THE DISPUTED CHARGE, SERVICE WILL NOT BE DISCONTINUED BECAUSE OF NONPAYMENT OF BILLS PROVIDED ALL UNDISPUTED CHARGES ARE PAID.

YOU MAY CONTACT THE BPU TO REQUEST ASSISTANCE IN THE RESOLUTION OF A BONA FIDE DISPUTED CHARGE. YOU MAY ALSO REQUEST A FORMAL HEARING WITH THE BPU CONCERNING SUCH A DISPUTED CHARGE.

**\*\* Additional Shut Off Information \*\* 1-800-357-2262 (Mon-Fri, 7:30 AM - 8:00 PM)**

**A reconnection fee of \$45.00 will be charged for each service that is shut off. Service may not be restored on the same day payment is made. A fee of \$30.00 will be charged if a visit is made to collect past due bills. A late payment fee may be charged for past due bills. You can avoid a security deposit and poor credit rating by paying bills by their due date.**



**PSE&G Electric**

Usage	Meter <b>9213599</b>
<b>Reading Dec 11</b>	
On-Peak actual	7534
Off-Peak1	
Off-Peak2	
<b>Reading Nov 9</b>	
On-Peak actual	7293
Off-Peak1	
Off-Peak2	
Multiplier	120
Total On kWh	22,629
Total Off kWh	6,227
<b>Total kWh</b>	<b>28,856</b>
<b>Distribution Demands</b>	
Annual Demand kW	140.60
<b>Measured Demands</b>	
On-Peak kW	140.60
Off-Peak2 kW	56.60
Constant	120
<b>Supply Capacity</b>	
Generation kW	35.04
Transmission kW	28.48

<b>Charges</b>	PoD ID: PE000010894968645191	Rate - LPLS
<b>Delivery</b>		
Service charge		\$371.68
<b>Distribution charges</b>		
Annual Demand	140.60 kW @ \$3.827809388	538.19
kWh - On-peak	22629 kWh @ \$0.001049096	23.74
kWh - Off-peak	6227 kWh @ \$0.001048659	6.53
Societal Benefits	28856 kWh @ \$0.007365886	212.55
<b>Sub-Total Delivery</b>		<b>\$1,152.69</b>
<b>Total electric charges</b>		<b>\$1,152.69</b>

*\*You are currently purchasing your electric supply from another supplier. If you had been purchasing your electric supply from PSE&G, you would have been billed \$2,372.30 for this supply. This is your Price to Compare, which varies each month depending upon your usage pattern.*

**Meter Products and Services**

Meter	Description	Amount
E 9213599	Elec web (internet access)	\$2.00
<b>Total</b>		<b>\$2.00</b>

**DIRECT ENERGY BUSINESS, LLC**

*Through the CHOICE Program, you have chosen to purchase electricity from DIRECT ENERGY BUSINESS, LLC. If you have any questions, please contact them directly at 888-925-9115.*

Adjustments	0.00
Current charges	2,427.92
<b>Total DIRECT ENERGY BUSINESS, LLC Charges</b>	<b>\$2,427.92</b>

Fixed Price - 28,855.764 Kwh Total @ \$0.08379/Kwh  
 Trans Adj - 28,855.764 Kwh Total @ \$0.00035/Kwh

P5MAIL DBF\_000092\_HR\_11000000



### Electronic Check Conversion

When you pay by check, you authorize PSE&G to use your check to make a one-time electronic fund transfer from your account. If you do not wish to participate, call 1-800-436-PSEG.

### Electric & Gas Rate Information

For news about PSE&G's rate filing and upcoming public hearings visit [www.pseg.com/pseandgfilings](http://www.pseg.com/pseandgfilings)

### Customer Service Centers

Open Monday through Friday, during the hours noted

Bayonne, 608 Broadway	8am to 4:00pm
Burlington, 501 High Street	8am to 4:00pm
Camden, 1 Port Center	8am to 4:00pm
Elizabeth, 550 N. Broad Street	8am to 4:00pm
Hackensack, 214 Hudson Street	8am to 4:00pm
Hoboken, 615 Washington Street	8am to 4:00pm
Jersey City, 35 Journal Square (Corner of Bergen Ave. & Newkirk St.)	8am to 4:00pm
Newark, 80 Park Plaza	8am to 4:00pm
New Brunswick, 317 George St.	8am to 4:00pm
West Orange, 59 Main St.	8am to 4:00pm
Passaic, 651 Main Ave	8am to 4:00pm
Paterson, 301 Main St (30 Clark St)	8am to 4:00pm
Perth Amboy, 286 State St.	8am to 4:00pm
Plainfield, 120 West Seventh Street	8am to 4:00pm
Trenton, 28 West State Street	8am to 4:00pm
Union City, 4808 Bergenline Avenue	8am to 4:00pm

### Bill Form Definitions

**Service Charge:** A fixed monthly charge related to metering, billing and account maintenance.

**Distribution Charges (Gas):** Charges related to delivering gas through pipes from supply sources to the customer. These charges include a therm component, and in November through March on certain rate schedules, also include a demand component.

### Bill Form Definitions (continued)

**Balancing Charge (Gas):** This charge reflects storage related costs associated with winter gas use. This charge is only applicable in the billing months of November through March.

**Demand (Gas):** The highest average daily use of gas over the most recent billing months of November to March.

**Supply (Gas):** Charges for customers who do not choose a competitive gas supplier are called Basic Gas Supply Service (BGSS). The charges include the cost of the natural gas as well as the cost of interstate delivery of the gas to New Jersey.

**Distribution Charges (Electric):** Charges related to delivering electricity through wires from supply sources to the customer. These charges include both kilowatthour (kWh) and demand (kW) components.

**Measured Demand (Electric):** The maximum use of electricity at any time during a month or monthly time period (on or off-peak).

#### Annual Demand (Electric):

(For Rate HTS): The highest Measured Demand over the most recent 12 months.

(For Rates MD, ED, LPLS, LPLP): The highest Measured Demand in any time period in the current month.

**Summer Demand (Electric):** The Measured Demand (excluding off-peak) in each billing month of June through September.

**Societal Benefits:** This charge recovers the cost of government mandated programs designed to achieve public policy goals, such as energy conservation.

**Securitization Transition:** This charge recovers costs and associated taxes for transition bonds and for BGS transition bonds collected by PSE&G as servicer on behalf of PSE&G Transition Funding LLC and PSE&G Transition Funding II LLC, respectively.

**Supply Capacity (Electric):** A customer's share of the generation and transmission facilities, measured in kilowatts (kW), which must be procured to serve the system annual peak usage. The customer's share is calculated from the customer's peak usage in the prior year's summer. For new customers without prior summer usage the share is calculated from connected load.

**Supply (Electric):** Charges for customers who do not choose a competitive electric supplier are called Basic Generation Service (BGS). The charges include the energy as well as the generation and transmission facilities necessary to produce and transmit the energy.

**TDD** number for the hearing impaired 1 800 225-0072



Monthly Statement  
 DECEMBER 2017  
 Account number 42 907 764 05

**RECEIVED**  
 JAN -2 2018  
**ACCOUNTS PAYABLE**

**For service at**

MT HEBRON RD BRADFORD  
 MONTCLAIR TWP NJ  
 07042

**1 855-BIZ-PSEG (249-7734)**

**Emergencies 24 hours/7days**

Business customer service  
 7 AM - 5.30 PM Mon - Fri  
 Closed on weekend and Holidays

000115 000000246  
 MONTCLAIR BD OF ED  
 MONTCLAIR TWP OF  
 22 VALLEY RD  
 MONTCLAIR NJ 07042-2709

*E = 3,508.99*

Visit our website  
[www.pseg.com](http://www.pseg.com)

Inquiries by mail  
 PSE&G  
 PO Box 14444  
 New Brunswick NJ 08906-4444

**Important Dates**

Your payment for current charges  
 is due January 04, 2018.

Your meter(s) are scheduled to be  
 read on or about January 16.

To make a payment from a credit  
 card Log In to **My Account** at  
[pseg.com](http://pseg.com) or call 1 888-575-6273

**Account Summary**

PSE&G balance from last bill	\$8,238.98
Payment received Nov 27 - Thank You!	-3,835.74
Current PSE&G - Gas charges for 1 meter	1,815.16 <b>G</b>
Current PSE&G - Electric charges for 1 meter	1,015.98
Meter Product Charges	2.00
DIRECT ENERGY BUSINESS, LLC Electric Charges	2,491.01
<b>Total Amount Due</b>	<b>\$9,727.39</b>

**\*\* SHUT-OFF NOTICE \*\* 1-800-357-2262 (Mon-Fri, 7:30 AM - 8:00 PM)**  
**Your bill is now past due. Payment of \$4,391.24 must be received by 1/4/2018 or service may be shut off. A security deposit may be required if late payments continue. A statement of customer rights and fees is shown on the reverse side.**

**Si en el futuro usted desea recibir la notificación de desconexión de servicio en español, por favor llame al 1-800-357-2262.**

Electric suppliers in New Jersey are required to provide information annually about the environmental characteristics of the electricity they supply to customers. For information about the environmental characteristics of the electricity that PSE&G procures for Basic Generation Service customers, please visit [pseg.com/envirolabel](http://pseg.com/envirolabel)

# Statement of Customer Rights

PSE&G IS SUBJECT TO THE JURISDICTION OF THE N.J. BOARD OF PUBLIC UTILITIES (BPU), 44 SOUTH CLINTON AVENUE, TRENTON, NJ 08625, 1-609-341-9188 OR TOLL FREE 1-800-624-0241. **HOWEVER, YOU SHOULD CONTACT PSE&G ON ANY BILLING OR SERVICE QUESTIONS BEFORE CALLING THE BPU. THE PSE&G PHONE NUMBER IS SHOWN ON THE FRONT OF THE BILL.**

IF YOU ARE UNABLE TO MAKE A PAYMENT, YOU MAY DISCUSS REASONABLE PAYMENT ARRANGEMENTS BY VISITING ONE OF OUR CUSTOMER SERVICE CENTERS OR BY CALLING OUR CREDIT AND COLLECTION CENTER AT 1-800-357-2262 BETWEEN THE HOURS OF 7:30 AM AND 8:00 PM (MON - FRI). IF YOU WISH TO CONTEST YOUR BILL, YOU MAY VISIT ONE OF OUR CUSTOMER SERVICE CENTERS OR CALL OUR CUSTOMER INQUIRY CENTER AT 1-800-436-7734, MON - FRI, 7:00 AM - 8:00 PM AND SAT, 7:00 AM - 5:00 PM.

YOU MAY HAVE COUNSEL OR THIRD PARTY REPRESENTATION WHEN APPEARING BEFORE PSE&G TO CONTEST A BONA FIDE DISPUTED CHARGE.

IF WITHIN FIVE DAYS A REQUEST IS MADE TO THE BPU FOR AN INVESTIGATION OF THE DISPUTED CHARGE, SERVICE WILL NOT BE DISCONTINUED BECAUSE OF NONPAYMENT OF BILLS PROVIDED ALL UNDISPUTED CHARGES ARE PAID.

YOU MAY CONTACT THE BPU TO REQUEST ASSISTANCE IN THE RESOLUTION OF A BONA FIDE DISPUTED CHARGE. YOU MAY ALSO REQUEST A FORMAL HEARING WITH THE BPU CONCERNING SUCH A DISPUTED CHARGE.

**\*\* Additional Shut Off Information \*\* 1-800-357-2262 (Mon-Fri, 7:30 AM - 8:00 PM)**

**A reconnection fee of \$45.00 will be charged for each service that is shut off. Service may not be restored on the same day payment is made. A fee of \$30.00 will be charged if a visit is made to collect past due bills. A late payment fee may be charged for past due bills. You can avoid a security deposit and poor credit rating by paying bills by their due date.**





**PSE&G Gas**

Usage	Meter <b>2283375</b>
Actual reading Dec 14	18621
Actual reading Nov 13	14164
Conversion to CCF	x 1.0339
CCF total	4608.092
Conversion to therms	x 1.03500
<b>Total therms</b>	<b>4769.376</b>
<b>Gas Deliveries</b>	
Bill period deliveries	3744.596
Imbalance*	1024.780 +

\*See text

<b>Charges</b>	PoD ID: PG000010894971045191	Rate - LVG
<b>Delivery</b>		
Service charge		\$107.00
Distribution charge		
First	1000.000 therms @ \$0.0472700	47.27
Next	3769.376 therms @ \$0.0427286	161.06
Demand	185.206 therms @ \$4.1081822	760.86
Balancing charge	4663.733 therms @ \$ 0.11339840	528.86
Societal Benefits	4769.376 therms @ \$0.04405400	210.11
<b>Total Delivery</b>		<b>\$1,815.16</b>
<b>Total gas charges</b>		<b>\$1,815.16</b>

A history of PSE&G's monthly Basic Gas Supply Service (BGSS) prices are located on our website at [www.pseg.com](http://www.pseg.com).

\* The Imbalance of 1024.780+ will be applied to your Gas Deliveries in the month of February. The amount and month applied may differ if you are switching third party suppliers or your account requires an adjustment.

**PSE&G Electric**

Usage	Meter <b>9213517</b>
Reading Dec 13	
On-Peak actual	7944
Off-Peak1	
Off-Peak2	
Reading Nov 11	
On-Peak actual	7698
Off-Peak1	
Off-Peak2	
Multiplier	120
Total On kWh	19,673
Total Off kWh	9,858
<b>Total kWh</b>	<b>29,531</b>
<b>Distribution Demands</b>	
Annual Demand kW	103.40
<b>Measured Demands</b>	
On-Peak kW	103.40
Off-Peak2 kW	97.70
Constant	120
<b>Supply Capacity</b>	
Generation kW	63.94
Transmission kW	36.31

<b>Charges</b>	PoD ID: PE000010894972845191	Rate - LPLS
<b>Delivery</b>		
Service charge		\$371.68
Distribution charges		
Annual Demand	103.40 kW @ \$3.827756286	395.79
kWh - On-peak	19673 kWh @ \$0.001049154	20.64
kWh - Off-peak	9858 kWh @ \$0.001048894	10.34
Societal Benefits	29531 kWh @ \$0.007366158	217.53
<b>Sub-Total Delivery</b>		<b>\$1,015.98</b>
<b>Total electric charges</b>		<b>\$1,015.98</b>

\*You are currently purchasing your electric supply from another supplier. If you had been purchasing your electric supply from PSE&G, you would have been billed \$2,597.93 for this supply. This is your Price to Compare, which varies each month depending upon your usage pattern.



**Meter Products and Services**

Meter	Description	Amount
E 9213517	Elec web (internet access)	\$2.00
<b>Total</b>		<b>\$2.00</b>

**DIRECT ENERGY BUSINESS, LLC**

*Through the CHOICE Program, you have chosen to purchase electricity from DIRECT ENERGY BUSINESS, LLC. If you have any questions, please contact them directly at 888-925-9115.*

Adjustments	0.00
Current charges	2,491.01
<b>Total DIRECT ENERGY BUSINESS, LLC Charges</b>	<b>\$2,491.01</b>

### Electronic Check Conversion

When you pay by check, you authorize PSE&G to use your check to make a one-time electronic fund transfer from your account. If you do not wish to participate, call 1-800-436-PSEG.

### Electric & Gas Rate Information

For news about PSE&G's rate filing and upcoming public hearings visit [www.pseg.com/pseandgfilings](http://www.pseg.com/pseandgfilings)

### Customer Service Centers

Open Monday through Friday, during the hours noted.

Bayonne, 608 Broadway	8am to 4:00pm
Burlington, 501 High Street	8am to 4:00pm
Camden, 1 Port Center	8am to 4:00pm
Elizabeth, 550 N. Broad Street	8am to 4:00pm
Hackensack, 214 Hudson Street	8am to 4:00pm
Hoboken, 615 Washington Street	8am to 4:00pm
Jersey City, 35 Journal Square	8am to 4:00pm
(Corner of Bergen Ave. & Newkirk St.)	
Newark, 80 Park Plaza	8am to 4:00pm
New Brunswick, 317 George St.	8am to 4:00pm
West Orange, 59 Main St.	8am to 4:00pm
Passaic, 651 Main Ave	8am to 4:00pm
Paterson, 301 Main St (30 Clark St)	8am to 4:00pm
Perth Amboy, 286 State St.	8am to 4:00pm
Plainfield, 120 West Seventh Street	8am to 4:00pm
Trenton, 28 West State Street	8am to 4:00pm
Union City, 4808 Bergenline Avenue	8am to 4:00pm

### Bill Form Definitions

**Service Charge:** A fixed monthly charge related to metering, billing and account maintenance.

**Distribution Charges (Gas):** Charges related to delivering gas through pipes from supply sources to the customer. These charges include a therm component, and in November through March on certain rate schedules, also include a demand component.

### Bill Form Definitions (continued)

**Balancing Charge (Gas):** This charge reflects storage related costs associated with winter gas use. This charge is only applicable in the billing months of November through March.

**Demand (Gas):** The highest average daily use of gas over the most recent billing months of November to March.

**Supply (Gas):** Charges for customers who do not choose a competitive gas supplier are called Basic Gas Supply Service (BGSS). The charges include the cost of the natural gas as well as the cost of interstate delivery of the gas to New Jersey.

**Distribution Charges (Electric):** Charges related to delivering electricity through wires from supply sources to the customer. These charges include both kilowatthour (kWh) and demand (kW) components.

**Measured Demand (Electric):** The maximum use of electricity at any time during a month or monthly time period (on or off-peak).

**Annual Demand (Electric):**

(For Rate HTS): The highest Measured Demand over the most recent 12 months.

(For Rates MD, ED, LPLS, LPLP): The highest Measured Demand in any time period in the current month.

**Summer Demand (Electric):** The Measured Demand (excluding off-peak) in each billing month of June through September.

**Societal Benefits:** This charge recovers the cost of government mandated programs designed to achieve public policy goals, such as energy conservation.

**Securitization Transition:** This charge recovers costs and associated taxes for transition bonds and for BGS transition bonds collected by PSE&G as servicer on behalf of PSE&G Transition Funding LLC and PSE&G Transition Funding II LLC, respectively.

**Supply Capacity (Electric):** A customer's share of the generation and transmission facilities, measured in kilowatts (kW), which must be procured to serve the system annual peak usage. The customer's share is calculated from the customer's peak usage in the prior year's summer. For new customers without prior summer usage the share is calculated from connected load.

**Supply (Electric):** Charges for customers who do not choose a competitive electric supplier are called Basic Generation Service (BGS). The charges include the energy as well as the generation and transmission facilities necessary to produce and transmit the energy.

**TDD** number for the hearing impaired 1 800 225-0072





-----